


Ignition Components Catalogue



| INDEX

Content		Page
How to use the Catalogue		2
Ignition Components		
	Vehicle Listing	3-32
	Parts Listing	33-121
	• Coil Pick-ups	34-36
	• Condensors	37-47
	• Contact Sets	48-58
	• Distribution Caps	58-86
	• Modules	86-98
	• Rotors	98-121
Brands of Control Instruments Automotive		124
Warranty Policy		125

HOW TO USE THE CATALOGUE

Vehicle Listing

Make	Year	Engine	Cyl	system	Module	Contact set/ Pick Up	Condenser	Rotor	Distributor Cap
ALFA ROMEO									
Giulietta									
1,8	79-82	DOHC	4	Bosch		Cs313	EP263	EP143	EP274
GtV									
1750	69-73	DOHC	4	Bosch		Cs313	EP263	EP143	EP274
2000	72-77	DOHC	4	Bosch		Cs313	EP263	EP143	EP274
ELECTRONIC IGNITION									
Alfasud									
1,5	80-85	OHC	4	Bosch	tP45 or tP300			EP143	EP274
Giulietta									
1.8 2.0	83-85	DOHC	4	Bosch	tP45 or tP300			EP143	EP274

Parts Listing

Categories are listed in alphabetical order

Vehicle make that the part fits in alphabetical order

Vehicle Model

Vehicle Derivative


Vehicle introduction period to replacement period

Engine Types

Vehicle Cylinder

System Type

Contact Sets

Cs201	Make	Model	Derivative	Year	Engine	Cyl	system
	Bedford		10/12 Cwt Van	46-52	OHV	4	Lucas
	Ford	Granada	Popular, Prefect	54-68	OHV	4	Lucas
	Ford		Anglia	46-68	OHV	4	Lucas
	Leyland		A90	49-52	OHV	4	Lucas
	Massey Ferguson		All (Vaal Japie)			4	Lucas

Part number listing in alpha-numerical order, with image of the part below..



vehicle listing - ignition components

Control Instruments Automotive supplies a wide range of Ignition Components for all makes and models of vehicles, and is proudly distributed under the globally recognised Echlin brand.

Echlin has been a leading ignition brand for over 60 years and the range is one of the most comprehensive in the industry and caters for the majority of South African passenger and light commercial vehicles.

The product range that is highlighted in this section covers Echlin Modules, Contact Sets, Condensers, Rotors and Distributor Caps for various vehicle applications. Vehicle manufacturers are listed in alphabetical order by Make, Model and Derivative, Year and Engine Types, providing easy reference to the relevant Ignition Component part number.

Section Content	Page
vehicle listing - Ignition Components	3-32

Vehicle Listing - Ignition Components



vehicle listing - ignition components

4

Make	Year	Engine	Cyl	System	Module	Contact Set/ Pick-up	Condenser	Rotor	Distributor Cap
ALFA ROMEO									
Alfasud									
1200	74-78	OHC	4	Bosch		CS313		EP143	EP274
1200	74-78	OHC	4	Duc			EP178	EP173	EP163
1300	77-79	OHC	4	Bosch		CS313		EP143	EP274
1300	77-79	OHC	4	Duc			EP178	EP173	EP163
1500	78-80	OHC	4	Bosch		CS313		EP143	EP274
1500	78-80	OHC	4	Duc			EP178	EP173	EP163
Alfetta									
1.6, 1.8	73-80	DOHC	4	Bosch		CS313	EP431	EP143	EP131
1.8	75-77	DOHC	4	Bosch		CS313	EP263	EP143	EP131
2.0	76-82	DOHC	4	Bosch		CS313	EP263	EP143	EP274
Berlina									
1750	69-73	DOHC	4	Bosch		CS313	EP263	EP143	EP274
Giulia									
1.3	66-70	DOHC	4	Bosch		CS313	EP263	EP143	EP131
1.5 Sprint Veloce	80-85	OHC	4	Bosch		CS313	EP263	EP143	EP274
1.6	69-71	DOHC	4	Bosch		CS313	EP263	EP143	EP131
Giulietta									
1.8	79-82	DOHC	4	Bosch		CS313	EP263	EP143	EP274
GTV									
1750	69-73	DOHC	4	Bosch		CS313	EP263	EP143	EP274
2000	72-77	DOHC	4	Bosch		CS313	EP263	EP143	EP274
ELECTRONIC IGNITION									
Alfasud									
1.5	80-85	OHC	4	Bosch	TP45 or TP300			EP143	EP274
Alfetta									
2000	83-85	DOHC	4	Bosch	TP45 or TP300			EP143	EP274
Giulietta									
1.8, 2.0	83-85	DOHC	4	Bosch	TP45 or TP300			EP143	EP274
GTV									
2.0	83-85	DOHC	4	Bosch	TP45 or TP300			EP143	EP274
2.5 V6	81-85	V6	6	Bosch	TP45 or TP300			EP407	EP406
3.0 V6	83-85	V6	6	Bosch	TP45 or TP300			EP407	EP406
AUDI									
80									
1.6	76-81	OHC	4	Bosch		CS313	EP292	EP541	EP274

Vehicle Listing - Ignition Components

Make	Year	Engine	Cyl	System	Module	Contact Set/ Pick-up	Condenser	Rotor	Distributor Cap
AUDI - Continued									
Super 90									
1.6	68-72	OHV	4	Bosch		CS313	EP292	EP278	EP274
100									
100S, 100L	70-77	OHV	4	Bosch		CS313	EP431	EP278	EP274
100 4	77-84	OHC	4	Bosch		CS313	EP387	EP541	EP274
Coupe S	72-76	OHV	4	Bosch		CS313	EP292	EP278	EP274
ELECTRONIC IGNITION + Hall Pick-up Check ID									
A4									
1.8	95-01	AEB	4	Bosch	TP4076				
1.8	95-01	AGU	4	Bosch	TP4076				
1.8	99-01	APT	4	Bosch	TP4076				
1.8	00-02	AVJ	4	Bosch	TP4076				
100									
100/5	81-84	OHC	5	Bosch	TP100	MP311+		EP519	EP534
100 GL5, 100/5S	78-84	OHC	5	Bosch	TP100	MP311+		EP519	EP534
100 GLS 5E	77-84	OHC	5	Bosch	TP100	MP311+		EP278	EP534
200									
5E	78-83	OHC	5	Bosch	TP100	MP311+		EP519	EP534
400									
1.8	87-91	OHC	4	Bosch	TP900	MP311+		EP541	EP382
500									
2.2	83-89	OHC	5	Bosch	TP900	MP311+		EP519	EP583
2.3	89-94	OHC	5	Bosch	TP900	MP311+		EP590	EP583
BEDFORD									
10/12 CWT Van	46-52	OHV	4	Lucas		CS201		EP41	
CF/HA Van 1.2, 1.6	66-73	OHV	4	Delco		CS777	RR175	RR83	RR145
JO, R, TJ, TK Range	60 on	OHV	6	Delco		CS777	RR175	RR83	RR95
BMW									
1800 SA									
1.8	68-73	118	4	Bosch				EP277	EP274
1.8	73-75	118	4	Bosch		CS313	EP263	EP143	EP274
2000 SA									
2.0	69-73	2.0	4	Bosch		CS313	EP263	EP143	EP274
2500	69-74	125	6	Bosch		CS313	EP263	EP143	EP269
2800	69-72	M30B28	6	Bosch		CS313	EP263	EP143	EP269
3.0	72-78	M30B30	6	Bosch		CS313	EP263	EP143	EP269
5 Series									
1.8	75-79	118	4	Bosch		CS313	EP263	EP143	EP274
2.0	79-82	M10B20	4	Bosch		CS313	EP263	EP143	EP274

Vehicle Listing - Ignition Components



vehicle listing - ignition components

Make	Year	Engine	Cyl	System	Module	Contact Set/ Pick-up	Condenser	Rotor	Distributor Cap
BMW - Continued									
2.0	74-79	121	4	Bosch		CS313	EP263	EP143	EP274
2.5	74-79	125	6	Bosch		CS313		EP407	EP406
2.8	75-79	M30B28	6	Bosch		CS313	EP263	EP407	EP406
2.8i	79-85	M30B28	6	Bosch		CS313	EP263	EP407	EP406
3.0	76-80	M30B30	6	Bosch		CS313	EP263	EP407	EP406
7 Series									
2.8	78-80	M30B28	6	Bosch		CS313		EP407	EP406
3.0	78-80	M30B30	6	Bosch		CS313		EP407	EP406
ELECTRONIC IGNITION + Siemens System									
3 Series									
1.6	86-89	M10B18	4	Bosch	TP200B+ or TP300			EP278	EP382
1.6i	89-93	M40	4	Bosch				EP738	EP739
1.8	83-89	M10B18	4	Bosch	TP200B+ or TP300			EP541	EP382
1.8i	89-06	M40,M42	4	Bosch				EP738	EP739
2.0	83-06	M20B20	6	Bosch	TP200B+ or TP300			EP545	EP544
2.3i	83-86	M20B23	6	Bosch	TP200B+ or TP300			EP545	EP544
2.5i	86-06	M20B25	6	Bosch	TP200B+ or TP300			EP738	EP736
2.5i S	87-06	M20B27	6	Bosch	TP200B+ or TP300			EP738	EP736
3.3i	85-87	M30B33	6	Bosch				EP738	EP736
5 Series									
1.8i	82-85	M10B18	4	Bosch	TP1003B			EP460	EP382
2.0	79-82	M60B20	6	Bosch	TP1003B			EP460	EP269
2.0i	82-89	M20B20	6	Bosch	TP1003B			EP545	EP544
2.5E	86-89	M20B27	6	Bosch				EP738	EP736
2.5i	89-90	M20B25	6	Bosch				EP738	EP736
2.8i	85-89	M30B28	6	Bosch	TP900B			EP742	EP734
3.5i	81-85	M90	6	Bosch	TP900B			EP738	EP736
3.5i	85-89	M30B35	6	Bosch				EP738	EP736
M5	86-06	DOHC	6	Bosch				EP738	EP736
6 Series									
3.5i	84-89	M88B35	6	Bosch				EP738	EP736
7 Series									
2.8i	80-87	M30B28	6	Bosch	TP900B				EP406
3.0i	87-98	M30,M60	6	Bosch	TP900B			EP738	EP736
3.3i	78-87	M30B32	6	Bosch	TP900B			EP738	EP736
3.5i	81-87	M30B35	6	Bosch	TP900B			EP742	EP734

Vehicle Listing - Ignition Components

Make	Year	Engine	Cyl	System	Module	Contact Set/ Pick-up	Condenser	Rotor	Distributor Cap
BMW - Continued									
3.5i	87-92	M30B35	6	Bosch	TP900B			EP738	EP736
4.5i	84-87	M88B35	6	Bosch	TP900B			EP738	EP736
5.0i	88-93	M70B50	6	Bosch				EP738	EP736
CHEVROLET									
All Models	46-52	OHV	6	Delco			RR175	RR83	RR95
1.3	75-78	76,6	4	Delco		CS777	RR175	RR83	RR145
1.9	75-78	120	4	Delco		CS788	RR175	RR182	RR181
2.5	73-78	153	4	Delco		CS788	RR175	RR182	RR181
3.8	79-82		6	Delco		CS788	RR175	RR182	RR183
4.0	75-78	250	8	Bosch		CS313			EP464
4.1	79-82		6	Delco		CS788	RR175	RR182	RR183
Ascona									
1.2	78-81	76,6	4	Delco		CS777	RR175	RR83	RR145
Caprice									
5.0	75-79	308	8	Bosch		CS313			EP464
C Series									
C10, C20 5.0	69-73	250,292	8	Delco		CS786	RR175	RR167	RR165
C10, C20 4.0	74-80	250	6	Delco		CS788	RR175	RR182	RR183
Chevaïr									
1.6	76-82	OHV	4	Delco		CS788	RR175	RR182	RR181
2.0	76-82	OHV	4	Delco		CS788	RR175	RR182	RR181
2.3	76-82	OHV	4	Delco		CS788	RR175	RR182	RR181
Constantia									
V8 5.0	69-72	308	8	Bosch		CS313			EP464
V8 5.0	72-75	308	8	Delco		CS786	RR175	RR167	RR165
EL Camino									
3.3	71-72	302	6	Bosch		CS313			
5.0	72-78	308	8	Bosch		CS313			EP464
Firenza									
1.2	71-73	70,7	4	Delco		CS777	RR175	RR83	RR145
1.3	73-75	76,6	4	Delco		CS777	RR175	RR83	RR145
2.5	71-75	153	4	Delco		CS788	RR175	RR182	RR181
Hatch									
1.3	76-78	76,6	4	Delco		CS777	RR175	RR83	RR145
1.9	76-78	120	4	Delco		CS788	RR175	RR182	RR181
Impala									
5.4	65-70	327	8	Delco		CS786	RR175	RR167	RR165
LUV									
1.6	72-78	KB20	4	Denso		CS370	EP300	EP324	EP323
1.6	72-78	KB20	4	Hitachi		CS351	EP300	EP312	EP305

Vehicle Listing - Ignition Components



8 vehicle listing - ignition components

Make	Year	Engine	Cyl	System	Module	Contact Set/ Pick-up	Condenser	Rotor	Distributor Cap
CHEVROLET - Continued									
Nomad									
2.5	76-80	153	4	Delco		CS788	RR175	RR182	RR181
Rekord									
2.0	80-82	121	4	Bosch		CS313		EP278	EP401
2.3	78-81	141	4	Delco		CS788	RR175	RR182	RR181
SS									
5.8L	71-73	308,350	8	Delco		CS786	RR175	RR167	RR165
ELECTRONIC IGNITION									
All 454 Engine	until 76	OHV	8	Delco	TP 45				
All EX76 454 Engine	75-76	OHV	8	Delco	TP 45				
ALL 4.1	79-82	OHV	6	Delco	TP 45			RR173	
Spark									
800	05-11	F8CV	3	Mitsubishi	TP127			EP813	EP332
800	00-11	F8CV	3	Dac/ Mando	TP127			EP833	EP332
CHRYSLER									
All Models	59-65	OHV	8	Autolite			MO5		
All Models	59-63	OHV	8	Autolite			MO5		
All Models	62-68	OHV	8	Chrysler		CS851	MO5	MO3	
383 SE	until 70	OHV	8	Chrysler		CS851	MO5	MO3	
Valiant	until 61	OHV	6	Chrysler		CS851	MO5	MO3	MO4
ELECTRONIC IGNITION									
Valiant									
L, SE	until 76	OHV	6	Chrysler				MO3	MO4
CITROEN									
1.2, 1.3	73-76	OHV	4	Duc		CS252	EP153	EP173	EP163
DAEWOO									
Espero									
1.8 8V	96-98	C18LE	4	Delco	TP4044			EP581	EP828
2.0 8V	96-98	C20LZ	4	Delco	TP4044			EP581	EP828
Matiz									
0.8	99-03	F8CV	3	Mitsubishi	TP127			EP813	EP332
0.8	00-11	F8CV	3	Dac/ Mando	TP127			EP833	EP332
DAIHATSU									
Charade									
All	83-85	GB22	3	Denso		CS376	EP662	EP324	EP699
LDV									
F110, F118 15	70-74	OHV	4	Denso		CS353	EP325	EP315	EP308
F118B, F118BW 1.9	69-74	OHV	4	Denso		CS353	EP325	EP315	EP308

Vehicle Listing - Ignition Components

Make	Year	Engine	Cyl	System	Module	Contact Set/ Pick-up	Condenser	Rotor	Distributor Cap
DAIHATSU - Continued									
DV23T, DV23L 2.0	74-79	5R	4	Denso		CS376	EP325	EP324	EP323
DODGE									
Avenger 1600 (Peugeot Eng)	74-75	XC7	4	Duc			EP178		EP163
Avenger (Chrysler Eng)	75-78	OHV	4	Lucas		CS208	EP59	EP58	EP60
SE 3.7	72-75	225	6	Chrysler		CS851	MO5	MO3	MO4
All models (Dist.1BR)	60-67	OHV	6	Autolite			MO5	MO3	MO4
W/O Loadflight (Eng.710)	-62	OHV	6	Chrysler			MO5	MO3	MO4
All Models (Eng 318, 361)	62-63	OHV	8	Chrysler		CS851	MO5	MO3	
All Models (Eng 170, 225)	-61	OHV	6	Chrysler		CS851	MO5	MO3	MO4
All Models (Eng 273, 318, 318LA, 383, 143)	64-74	OHV	8	Chrysler		CS851	MO5	MO3	
Dodge (Husky)	75-78	OHV	4	Lucas		CS208	EP59	EP58	EP60
Dodge (Husky)	75-78	OHV	4	Delco		CS777	RR175	RR83	RR145
Dodge (Husky)	75-78	OHV	4	Duc			EP178	EP173	EP163
All with electronic Ignition	73-76	OHV	6	Chrysler				MO3	MO4
All with electronic Ignition	72-76	OHV	8	Chrysler				MO3	
FIAT									
124									
1.6	73-77	TWIN OHC	4	Marelli			EP237		
128									
1.3	73-80	OHC	4	Marelli		CS218		EP603	EP604
131									
1.6	78-80	OHV	4	Marelli			EP237		
2.0	78-80	TWIN OHC	4	Marelli		CS218			EP606
132									
1.6, 1.8	75-78	TWIN OHC	4	Marelli			EP237		
Elita									
2.0	78-80	TWIN OHC	4	Marelli			EP237		
X1/9									
1.3	77-80	OHC	4	Marelli			EP237		
ELECTRONIC IGNITION + Pick-up Coil									
Uno									
1.0	96-11	M20BA	4	Duc	TP1013DU			EP191	EP903
1.0	96-11	M20BA	4	Marelli	TP1009FM	MP006+		EP900	EP901
1.1	90-11	OHC	4	Duc	TP1013DU	MP008+		EP191	EP903

Vehicle Listing - Ignition Components



Make	Year	Engine	Cyl	System	Module	Contact Set/ Pick-up	Condenser	Rotor	Distributor Cap
FIAT - Continued									
1.1	90-11	OHC	4	Marelli	TP1009FM	MP006+		EP900	EP901
1.4	90-11	CARB	4	Marelli	TP1009FM	MP008+		EP900	EP905
1.4	90-99	F.I.	4	Marelli	TP1009FM	MP010+		EP904	EP907
1.4 T	90-99	OHC	4	Marelli	TP1024	MP010+		EP904	EP905
Uno Panel Van									
1.1	92-11	OHC	4	Duc	TP1013DU	MP008+		EP191	EP903
1.1	92-11	OHC	4	Marelli	TP1009FM	MP006+		EP900	EP901
1.4	92-98	CARB	4	Marelli	TP1009FM	MP008+		EP900	EP905
1.4	92-98	F.I.	4	Marelli	TP1009FM	MP010+		EP904	EP907
FORD *See also EP52									
Anglia									
	46-68	OHV	4	Lucas		CS201		EP41	
Capri									
1.6, 2.0	69-73	Kent	4	Autolite		CS755	EP30	EP49	EP50*
3.0	70-73	Essex	6	Autolite		CS758	EP30	EP49	EP55
Cortina									
1.3, 1.6	67-83	Kent	4	Autolite		CS755	EP30	EP49	EP50*
2.0	72-77	V4 OHV	4	Autolite		CS758	EP30	EP49	EP50*
2.0	71-73	KLN	4	Autolite		CS758	EP30	EP49	EP50*
2.0	71-83	KLN	4	Bosch		CS313	EP282	EP278	EP274
2.0	77-83	KLN	4	Autolite		CS758	EP30	EP49	EP50*
2.5, 3.0	72-84	Essex	6	Autolite		CS758	EP30	EP49	EP55
3.0	80-83	Essex	6	Bosch		CS313	EP435	EP407	EP406
Courier									
1.6	86-90	F6	4	Mitsubishi		CS373	EP730	EP342	EP682
1.8	91-95	F8	4	Mitsubishi		CS373	EP730	EP342	EP682
2.0	86-90	FE	4	Mitsubishi		CS373	EP730	EP342	EP682
2.2	86-93	FE	4	Mitsubishi		CS373	EP764	EP342	EP682
3.0 V6	86-89	Essex	6	Bosch		CS313	EP435	EP407	EP406
Escort									
1.1	68-72	Kent	4	Autolite		CS755	EP30	EP49	EP50*
1.3	68-81	Kent	4	Autolite		CS755	EP30	EP49	EP50*
1.6	70-72	Kent	4	Autolite		CS755	EP30	EP49	EP50*
2.0	78-80	KLN	4	Autolite		CS758	EP30	EP49	EP50
F Series									
4.0	66-81	240	6	Autolite		CS753	FA82		FA69
5.0	66-81	500,300	6	Autolite		CS753	FA82		FA69
Fairlane 500									
5.8	65-72	Windsor	8	Autolite		CS755		FA157	FA79
5.8	72-76	Windsor	8	Bosch		CS314		EP461	EP464
5.8	68-74	302	8	Autolite		CS755	FA82	FA157	FA79

Vehicle Listing - Ignition Components

Make	Year	Engine	Cyl	System	Module	Contact Set/ Pick-up	Condenser	Rotor	Distributor Cap
FORD - Continued *See also EP52									
Fairmont									
3.6	69-72	221	6	Bosch		CS313			
5.7	70-73	Cleveland	8	Autolite		CS755	FA82	FA157	FA79
Granada									
2.0	78-86	KLN	4	Autolite		CS755	EP30	EP49	EP50
2.0	78-86	KLN	4	Bosch		CS313	EP282	EP278	EP274
2.5, 3.0	73-86	Essex	6	Autolite		CS758	EP30	EP49	EP55
3.0	73-86	Essex	6	Bosch		CS313	EP435	EP407	EP406
Popular, Prefect									
	54-68	OHV	4	Lucas		CS201	EP22	EP41	
Ranchero									
3.6	68-76	221	6	Bosch		CS313			
V8	71-76	Windsor	8	Autolite		CS755	FA82	FA157	FA79
V8	71-76	Cleveland	8	Bosch		CS314		EP461	EP464
Sierra									
3.0	84-89	Essex	6	Autolite		CS758	EP30	EP49	EP55
3.0	84-89	Essex	6	Bosch		CS313	EP435	EP527	EP406
Spectron									
2.2	91-95	F2	4	Mitsubishi		CS373	EP764	EP342	EP682
Transit									
1.7	66-73	Essex	4	Autolite		CS758	EP30	EP49	EP50*
Triton									
2.6	85-93	4G54	4	Mitsubishi		CS351	EP701	EP342	EP343
17M									
ALL	69-71	Essex	4	Autolite		CS758	EP30	EP49	EP50
20M									
2.5	69-72	Essex	6	Bosch		CS313	EP282	EP143	EP269
3.0	71-72	Essex	6	Autolite		CS758	EP30	EP49	EP55
ELECTRONIC IGNITION TDS = Top Dead Sensor									
Bantam									
1.3	83-86	Kent	4	Autolite	TP40			FA135	
1.3	83-86	Kent	4	Bosch	TP500			EP561	EP424
1.3		B3	4	Mitsubishi	TP1002M	MP1308		EP780	EP815
1.3		B3	4	Mitsubishi	TP172 TDS				
1.3	95-11	B3	4	Mitsubishi	TP1025 or TP1027			EP339	EP335
1.6	84-86	CVH	4	Lucas	TP500			EP562	EP85
1.4, 1.6	86-93	CVH	4	Lucas	TP600	MP009		EP83	EP84
1.6 8V	93-11	F6	4	Mitsubishi	TP1000M			EP659	EP675
1.6i 8V	93-12	F6	4	Mitsubishi	TP1002M	MP1308		EP729	EP728
1.6i 8V	93-12	F6	4	Mitsubishi	TP172 TDS				

Vehicle Listing - Ignition Components



Make	Year	Engine	Cyl	System	Module	Contact Set/ Pick-up	Condenser	Rotor	Distributor Cap
FORD - Continued *See also EP52									
1.6i	94-11	B6	4	Mitsubishi	TP1025 or TP1027			EP895	EP661
Courier									
1.6	86-91	F6	4	Mitsubishi	TP1029			EP342	EP682
1.8	96-10	F8	4	Mitsubishi	TP1002M	MP1308		EP780	EP815
1.8	96-10	F8	4	Mitsubishi	TP172 TDS				
2.2	94-10	R 2	4	Mitsubishi	TP1002M	MP1308		EP780	EP815
2.2	94-10	R 2	4	Mitsubishi	TP172 TDS				
3.0 V6	90-05	Essex	6	Bosch	TP700			EP527	EP406
Escort									
1.3, 1.6	81-86	Kent	4	Autolite	TP40			FA135	
1.3, 1.6	81-86	Kent	4	Bosch	TP40			EP278	EP274
1.3, 1.6	81-86	CVH	4	Bosch	TP500			EP561	EP424
XR3									
1.6i	84-86	CVH	4	Bosch	TP500			EP545	EP424
1.6	81-85	CVH	4	Lucas	TP500		EP22	EP562	EP85
1.6	85-86	CVH	4	Lucas	TP600	MP009		EP83	EP84
ELECTRONIC IGNITION TDS = Top Dead Sensor									
Falcon / Fairlane									
3.2, 4.0	89-06		6	Bosch				EP902	EP909
Husky									
1.8	86-94	4G62	4	Mitsubishi				EP324	EP704
2.0	87-94	4G63	4	Mitsubishi	TP1029			EP324	EP725
Laser, Meteor									
1.3, 1.5	86-88	E3	4	Mitsubishi	TP1000M			EP659	EP727
1.3	88-95	B3	4	Mitsubishi	TP1002M	MP1308		EP780	EP815
1.3	88-95	B3	4	Mitsubishi	TP172 TDS				
1.3	95-10	B3	4	Mitsubishi	TP1025 or TP1027			EP339	EP335
1.4, 1.6	89-91	CVH	4	Lucas	TP600	MP009		EP83	EP84
1.6 8V	86-91	F6	4	Mitsubishi	TP1002M	MP1308		EP729	EP728
1.6 8V	86-91	F6	4	Mitsubishi	TP172 TDS				
1.6 8V	91-99	F6	4	Mitsubishi	TP1000M			EP659	EP675
1.6 16V DOHC	88-96	BPi	4	Mitsubishi	TP1002M	MP1308		EP729	EP728
1.6 16V DOHC	88-96	BPi	4	Mitsubishi	TP172 TDS				
2.0 8V SOHC	91-08	FE	4	Mitsubishi	TP1000M			EP659	EP675
2.0 16V DOHC	91-94	FE	4	Mitsubishi	TP1025			EP660	EP661

Vehicle Listing - Ignition Components

Make	Year	Engine	Cyl	System	Module	Contact Set/ Pick-up	Condenser	Rotor	Distributor Cap
FORD - Continued *See also EP52									
Ranger									
2.0	91-11	FE	4	Mitsubishi	TP1002M	MP1308		EP780	EP815
2.0	91-11	FE	4	Mitsubishi	TP172 TDS				
Sapphire, Sierra									
1.6	83-93	2V Kent	4	Autolite				FA135	
1.6	89-93	Kent	4	Bosch	TP40			EP278	EP274
2.0	89-93	KLN	4	Bosch	TP40			EP590	EP591
2.0	83-85	2V KLN	4	Bosch	TP40			EP278	EP274
2.0	85-93	2V KLN	4	Bosch	TP40			EP590	EP591
2.3	83-86	KLN	6	Bosch	TP40			EP407	EP406
3.0 V6	89-93	Essex	6	Bosch	TP700			EP527	EP406
Spectron									
2.2	96-06	F2	4	Mitsubishi	TP1002M TP172 TDS	MP1308		EP780	EP815
Telstar									
2.0 4 CYL	93-95	FS4	4	Mitsubishi	TP1030			EP609	EP610
2.0i 4 CYL	95-05	FS4	4	Mitsubishi	TP1030			EP810	EP811
2.0i 6 CYL	93-95	KF6	6	Mitsubishi				EP611	
2.5	93-95	KL6	6	Mitsubishi	TP1034			EP613	EP614
2.5	95-05	KL6	6	Mitsubishi	TP1034			EP615	EP616
Ford Solid State									
All	74 on	OHV	6	Autolite				FA157	FA69
All	75 on	OHV	6	Autolite				FA157	
All	76 on	OHV	6	Autolite	TP40				
All	77-78	OHV	6	Autolite	TP40				
All	74 on	OHV	8	Autolite				FA157	FA79
All	76-80	OHV	8	Autolite	TP40				
HILLMAN									
Arrow									
1.6, 2.0	68-77	OHV	4	Duc		CS252	EP153	EP173	EP163
Hunter									
1600	67-75	OHV	4	Paris- Rhône		CS312	EP181	EP601	EP600
Vogue									
1600	67-77	OHV	4	Lucas		CS207M	EP29	EP41	EP48

Vehicle Listing - Ignition Components



Make	Year	Engine	Cyl	System	Module	Contact Set/ Pick-up	Condenser	Rotor	Distributor Cap
HOLDEN									
All Models	60-63	OHV	6	Bosch				EP277	EP269
All Models	67-71	OHV	6	Delco		CS788	RR175	RR182	RR183
Belmont Pick-up	67-71	OHV	6	Delco		CS788	RR175	RR182	RR183
All Models	67-70	OHV	8	Bosch		CS313			EP464
All Models	67-70	OHV	8	Delco		CS786	RR175	RR167	RR165
HONDA									
ELECTRONIC IGNITION									
Ballade									
1.3 8V	82-85	EN4	4	Hitachi	TP1008H			EP821	EP676
130, 150 12V	84-89	EV2,EW2	4	Hitachi	TP1011H			EP821	EP693
150	84-89	D15Z4	4	Hitachi				EP889	EP714
150i 12V	85-89	EW3	4	Hitachi	TP166H			EP821	EP693
150 16V SOHC (Carb)	89-92	D15B3	4	Hitachi	TP116 TP1028 TP1033			EP823	EP822
150 16V Luxline	92-96	D15B3	4	Hitachi	TP116 TP1028 TP1033			EP823	EP822
1.5 16V	96-00	D15Z4	4	Hitachi				EP889	EP714
160i 16V SOHC	89-92	D16A7	4	Hitachi	TP166H			EP819	EP820
160i 16V SOHC Luxline	92-96	D16A7	4	Hitachi	TP166H			EP489	EP867
160i 16V DOHC	87-89	ZC1	4	Hitachi	TP166H			EP819	EP820
160iE 16V DOHC	89-94	D16A9	4	Hitachi	TP166H			EP819	EP820
160i V-TEC DOHC	96-10	B16A6	4	Hitachi	TP166H			EP489	EP867
1.6i V-TEC	96-01	D16Y8	4	Hitachi	TP1032			EP916	EP915
1.6 V-TEC	96-00	D16Y9	4	Hitachi				EP889	EP714
18iE 16V DOHC	94-10	B18B3,4	4	Hitachi	TP166H			EP489	EP867
180i V-TEC	94-01	B18C4	4	Hitachi				EP312	EP917
HYUNDAI									
ELECTRONIC IGNITION									
Accent									
1.5	94-99	G4EK	4	Bosch	TP300			EP557	EP752
Atos *EP 910 /High Tower, EP895 Low Tower									
1.0	01 on	G4HC	4	Mitsubishi				EP910*	EP908
1.0	01 on	G4HC	4	Mitsubishi	TP1025			EP895*	EP661
Elantra									
1.6	93-95	J1	4	Mitsubishi				EP342	EP682
1.8	94-96	J2	4	Mitsubishi				EP342	EP682
Coupe									
1.5i	92-96	G4EK	4	Bosch	TP300			EP557	EP752
1.5i	92-96	G4EK	4	Mitsubishi	TP1029			EP342	EP682

Vehicle Listing - Ignition Components

Make	Year	Engine	Cyl	System	Module	Contact Set/ Pick-up	Condenser	Rotor	Distributor Cap
ISUZU									
KB All	78-89	G161, G180, G200, 4ZD1	4	Denso		CS370	EP300	EP324	EP323
ELECTRONIC IGNITION									
KB									
KB160, TFR10F									
(Dist no 8944761421)	89-11	4ZA1 1584cc	4	Denso				EP324	EP796
KB200, WFR 2.0									
(Dist no 8944761421)	89-11	4ZC1 1994cc	4	Denso				EP798	EP796
KB24, KB29, KB44	87-89	4ZD1 2254cc	4	Denso				EP324	EP698
KB230, KB260									
(Dist no 8943835580)	89-10	4ZD1, 4ZE1	4	Denso				EP798	EP796
Relay									
1.6, 2.0	89-93	4ZC1 1994cc	4	Denso				EP798	EP796
WFR									
1.8	83-87	4ZB1 1817cc	4	Denso				EP715	EP700
2.0	83-89	4ZC1 1994cc	4	Denso				EP324	EP698
JAGUAR									
XJ6									
2.8	70-73	TWIN OHC	6	Lucas		CS207M	EP29	EP44	EP56
4.2	69-77	TWIN OHC	6	Lucas		CS207M	EP29	EP44	
XJ6 Series II									
2.8	83-87	OHC	6	Lucas		CS208	EP59	EP58	EP81
3.8	65-68	TWIN OHC	6	Lucas		CS207M	EP29	EP44	
420									
MK10, 420G	65-72	TWIN OHC	6	Lucas		CS207M	EP29	EP44	EP56
Exec Series II	74-80	TWIN OHC	6	Lucas		CS208	EP59	EP58	EP81
ELECTRONIC IGNITION									
3.6	87-90	TWIN OHC	6	Lucas				EP88	
JEEP WILYS									
Jeep Station Wagen, DJ3A									
2x475, 4x475, FC150	60-62	OHV	4	Autolite			MO5		
FJ3A (Dist.1AT 4405)	60-62	OHV	4	Autolite			MO5		
226 Eng. (Dist.1AT 4404)	60-64	OHV	6	Autolite			MO5		

Vehicle Listing - Ignition Components



Make	Year	Engine	Cyl	System	Module	Contact Set/ Pick-up	Condenser	Rotor	Distributor Cap
JEEP WILYS - Continued									
FC150, FJ3A, 2x475									
(Dist 1 AT 4405)	63-65	OHV	4	Autolite			MO5		
230 Eng. (Dist.1At 4416)	63-65	OHV	6	Autolite			MO5		
CJ3, 5, 6DJ, C101									
(Dist. 1AY 4401)	-63	OHV	4	Autolite			MO5		
232 Engine	66-67	OHV	6	Delco		CS788	RR175	RR182	RR183
237 Engine	66-67	OHV	8	Delco		CS786	RR175	RR167	RR165
225 Engine	-67	OHV	6	Delco		CS786	RR175		
All Models	-68	OHV	4	Autolite			MO5		
(Dist. 1110376)	-68	OHV	6	Delco		CS786	RR175		
(Dist. 1AT 4502)	-68	OHV	4	Autolite			MO5		
All Models	-68	OHV	8	Delco		CS786	RR175	RR167	RR165
KIA									
Pride									
1.3	90-96	B3	4	Mitsubishi	TP1025			EP895	EP661
LAND ROVER									
88	65-80	OHV	4	Lucas		CS207M	EP29	EP41	EP48
109 Pick-up & Bus	68-80	OHV	6	Lucas		CS207M	EP29	EP44	EP56
Landrover 2.6	67-68	OHV	6	Lucas		CS207M	EP29	EP44	
Series III Pick-up & Bus	81-86	R 6	6	Lucas		CS208	EP59	EP58	EP81
110									
V8	83-88	OHV	8	Lucas		CS216	EP29	EP71	EP78
2.5	88-01	OHV	4	Lucas		CS209	EP59	EP58	EP60
Rangerover	79-01	OHV	8	Lucas		CS216	EP29	EP71	EP78
ELECTRONIC IGNITION TP119 3 pin, *EP75 without Collar, on rotor shaft									
110 3.5	86-92	OHV	8	Lucas	TP119			EP75*	EP78
Discovery V8	94-06	35DM8	8	Lucas	TP119			EP75*	EP78
Freelander									
1.8	98-10	18 K4F	4	Lucas				EP129	EP93
Rangerover 3.9, 4.2	92-06		8	Lucas	TP119			EP75*	EP78
LEYLAND									
A90	49-52	OHV	4	Lucas		CS201	EP22	EP44	D51
A110 Westminster	62-68	OHV	6	Lucas		CS207M	EP29	EP44	
Apache & TC (1275cc)	71-78	OHV	4	Lucas		CS208	EP59	EP58	EP60
Austin 1800	66-73	OHV	4	Lucas		CS207M	EP29	EP41	EP48
Marina									
1.6	77-79	OHV	4	Lucas		CS208	EP59	EP58	EP60
2.6	75-78	OHC	6	Lucas		CS207M	EP59	EP58	EP81

Vehicle Listing - Ignition Components

Make	Year	Engine	Cyl	System	Module	Contact Set/ Pick-up	Condenser	Rotor	Distributor Cap
MG									
MG TF									
115, 120, 135	03-06	18 K4F	4	Lucas				EP129	EP93
MG ZR									
105, 120		18 K4F	4	Lucas				EP129	EP93
MINI									
850, 1.0	65-73	OHV	4	Lucas		CS207M	EP29	EP41	EP48
1275	73-84	OHV	4	Lucas		CS208	EP59	EP58	EP60
MASSEY FERGUSON									
All (Vaal Japie)			4	Lucas		CS201	EP22	EP44	D51
MAZDA									
1000 Pick-up	69-79	OHV	4	Mitsubishi		CS400	EP300	EP333	
1200	70 on	TB	4	Mitsubishi		CS400	EP300	EP333	
1300	70-74	TC	4	Mitsubishi		CS351	EP300	EP312	EP305
323									
1.3	77-81	TC	4	Mitsubishi		CS373	EP392	EP342	EP343
1.3, 1.5	82-83	E3,E5	4	Mitsubishi		CS373	EP703	EP342	EP343
1.4	79-81	UC	4	Mitsubishi		CS373	EP392	EP342	EP343
1.6	79-81	4G32	4	Mitsubishi		CS373	EP658	EP342	EP343
616									
1.6	71-74	NA	4	Mitsubishi		CS351	EP300	EP312	EP305
626									
1.6	83-86	F6	4	Mitsubishi		CS373	EP658	EP342	EP675
B Series									
1.5	67-71	UD	4	Mitsubishi			EP300	EP333	
1.6	71-86	NA	4	Mitsubishi		CS373	EP341	EP342	EP343
1.6	71-86	NA	4	Mitsubishi		CS373	EP392	EP342	EP343
1.6	86-90	F6	4	Mitsubishi		CS373	EP730	EP342	EP682
1.8	78-82	VC	4	Mitsubishi		CS373	EP341	EP342	EP343
2.0	82-86	MA	4	Mitsubishi		CS373	EP392	EP342	EP343
2.0	86-90	FE	4	Mitsubishi		CS373	EP730	EP342	EP682
2.0	86-94	R 2	4	Mitsubishi		CS373	EP764	EP342	EP682
2.6	88-10	4G54	4	Mitsubishi		CS373	EP701	EP342	EP343
3.0 V6	86-06	Essex	6	Bosch		CS313	EP435	EP527	EP406
Capella									
1.6	74-79	NA	4	Mitsubishi		CS373	EP341	EP342	EP343
1.8	75-79	VC	4	Mitsubishi		CS353	EP341	EP342	EP343
1.8	75-79	VC	4	Mitsubishi		CS353	EP392	EP342	EP343
E2000									
2.0	67-80	VA	4	Mitsubishi		CS400	EP658	EP333	

Vehicle Listing - Ignition Components



Make	Year	Engine	Cyl	System	Module	Contact Set/ Pick-up	Condenser	Rotor	Distributor Cap
MAZDA - Continued									
F Series									
1.0	69-75	PB	4	Mitsubishi		CS400	EP325	EP333	
1.3	77-80	TC	4	Mitsubishi		CS400	EP325	EP333	
Marathon									
2.2	91-95	F2	4	Mitsubishi		CS373	EP764	EP342	EP682
T2000									
T2000	81-85	VA	4	Mitsubishi		CS373	EP701	EP342	EP343
ELECTRONIC IGNITION TDS = Top Dead Sensor									
Astina, Etude									
1.6, 1.8 16V	95-05	BPi	4	Mitsubishi				EP810	EP811
B Series									
1.6	94-06	F6	4	Mitsubishi	TP1029			EP342	EP682
1.8, 2.2	94-10	F8, F2	4	Mitsubishi	TP1002M TP172 TDS	MP1308		EP780	EP815
2.6	00-07	G6	4	Mitsubishi	TP1025			EP895	EP661
Marathon									
2.2	96-10	F2	4	Mitsubishi	TP1002M TP172 TDS	MP1308		EP780	EP815
Rustler									
1.3	93-95	B3	4	Mitsubishi	TP1002M	MP1308		EP780	EP815
1.3	93-95	B3	4	Mitsubishi	TP172 TDS				
1.3	95-12	B3	4	Mitsubishi	TP1025 or 1027			EP339	EP335
1.6	84-86	CVH	4	Lucas	TP500			EP562	EP85
1.4 & 1.6	86-93	CVH	4	Lucas	TP600	MP009		EP83	EP84
1.6	93-12	F6	4	Mitsubishi	TP1000M			EP659	EP675
1.6i	93-12	B6	4	Mitsubishi	TP1002M	MP1308		EP729	EP728
1.6i	93-12	B6	4	Mitsubishi	TP172 TDS				
323									
1.3 & 1.5	83-86	E3,E5	4	Mitsubishi	TP1000M			EP659	EP675
1.3 & 1.5	86-88	E3,E5	4	Mitsubishi	TP1000M			EP659	EP727
1.3	88-95	B3	4	Mitsubishi	TP1002M	MP1308		EP780	EP815
1.3	88-95	B3	4	Mitsubishi	TP172 TDS				
1.3	95-06	B3	4	Mitsubishi	TP1025 or 1027			EP339	EP335
1.6 8V	86-88	F6	4	Mitsubishi	TP1002M	MP1308		EP729	EP728
1.6 8V	86-88	F6	4	Mitsubishi	TP172 TDS				

Vehicle Listing - Ignition Components

Make	Year	Engine	Cyl	System	Module	Contact Set/ Pick-up	Condenser	Rotor	Distributor Cap
MAZDA - Continued TDS = Top Dead Sensor									
1.6 8V	89-05	F6	4	Mitsubishi	TP1000M			EP659	EP675
1.6 16V DOHC	85-05	B6,B6i	4	Mitsubishi	TP1002M	MP1308		EP729	EP728
1.6 16V DOHC	85-05	B6,B6i	4	Mitsubishi	TP172 TDS				
2.0 16V SOHC	89 08	FE	4	Mitsubishi	TP1000M			EP659	EP675
2.0 16V DOHC	91-94	FE	4	Mitsubishi	TP1026			EP895	EP661
2.0 8V Fi	94-08	FE	4	Mitsubishi	TP1025			EP660	EP661
626									
1.6	86-89	F6	4	Mitsubishi	TP1000M			EP659	EP675
1.8	89-92	F8	4	Mitsubishi	TP1002M			EP780	EP815
2.0 SOHC	89-05	FE	4	Mitsubishi	TP1000M			EP659	EP675
2.0i DOHC	91-94	FE	4	Mitsubishi	TP1025			EP895	EP661
2.0	93-95	FS4	4	Mitsubishi	TP1030			EP609	EP610
2.0 4 CYL	96-05	FS4	4	Mitsubishi	TP1030			EP810	EP811
2.0 6 CYL	93-95	KF6	6	Mitsubishi				EP611	
2.5	93-95	KL6	6	Mitsubishi	TP1034			EP613	EP614
2.5	95-05	KL6	4	Mitsubishi	TP1034			EP615	EP616
MERCEDES									
200 (110-010)	65-68	OHC	4	Bosch				EP277	EP131
200 (110-010)	65-68	OHC	4	Bosch		CS313	EP292	EP278	EP274
220	68-73	OHC	4	Bosch		CS313	EP292	EP278	EP274
230 (110-011)	66-68	OHC	6	Bosch				EP277	EP269
230/4	75-77	OHC	4	Bosch		CS313	EP553	EP278	EP274
230, 230/6 (114-015)	68-77	OHC	6	Bosch				EP277	EP269
230 (123)	77-81	OHC	4	Bosch		CS313	EP553	EP278	EP274
250 SE (108-014)	66-68	OHC	6	Bosch		CS328	EP553	EP278	
280 E, SE (114-060)	73-77	DOHC	6	Bosch		CS328		EP509	EP269
280 S (108-016)	68-73	OHC	6	Bosch				EP277	EP269
280 S, SE	73-81	OHC	6	Bosch		CS330		EP509	EP438
350, 380 SE	73-81	OHC	8	Bosch		CS328		EP554	EP442
ELECTRONIC IGNITION									
200	81-86	102	4	Bosch	TP1007B			EP541	EP546
200 (Type 124-020)	86-90	102	4	Bosch	TP1007B			EP541	EP546
200 E F.I.	90-06	102	4	Bosch	TP1007B				
230 E	81-86	102	4	Bosch	TP1007B			EP541	EP546
230 E (124-023)	86-06	102	4	Bosch	TP1007B			EP541	EP546
250	77-80	123	6	Bosch				EP278	
260 E (124-026)	86-06	103	6	Bosch				EP585	EP584
280 E	77-86	110	6	Bosch	TP1007B			EP509	EP438

Vehicle Listing - Ignition Components



Make	Year	Engine	Cyl	System	Module	Contact Set/ Pick-up	Condenser	Rotor	Distributor Cap
MERCEDES - Continued									
280 SE (126)	81-86	110	6	Bosch				EP561	EP547
300 SE (126)	86-90	103	6	Bosch				EP585	EP584
500 SEA (126)	89-06	117	8	Bosch				EP554	
MITSUBISHI									
Colt									
1100	68-73	OHV	4	Mitsubishi		CS401	EP300	EP333	
1600 GL	76-77	4G32	4	Mitsubishi		CS373		EP342	EP343
2000 GL	76-77	4G52	4	Mitsubishi		CS351	EP368	EP342	EP343
1.6	94-10	4G32	4	Mitsubishi		CS376	EP658	EP342	EP682
2.0	94-97	4G63	4	Denso		CS351	EP662	EP798	EP725
2.6	95-98	4G54	4	Mitsubishi		CS356	EP658	EP342	EP682
GS									
1.6	72-78	4G32	4	Mitsubishi		CS351	EP300	EP312	
1.6	76-79	OHV	4	Mitsubishi		CS373	EP300	EP342	EP343
Galant									
1.6	77-84	G32B	4	Mitsubishi		CS351	EP658	EP342	EP343
2.0	77-84	4G52	4	Mitsubishi		CS351	EP701	EP342	EP343
2.6	79-84	G54B	4	Mitsubishi		CS351	EP657	EP342	EP343
L300									
1.6	82-85	4G32	4	Denso		CS376	EP658	EP324	EP704
1.8	83-87	4G62	4	Denso		CS376	EP658	EP324	EP704
Tredia									
1.4	83-85	4G12	4	Mitsubishi		CS351	EP658	EP342	EP682
ELECTRONIC IGNITION									
Colt									
1.6	94 on	4G32	4	Mitsubishi	TP1029			EP343	EP682
2.0	94-11	4G63	4	Mitsubishi	TP1029			EP813	EP911
2.4	94-11	4G64	4	Mitsubishi				EP813	EP911
3.0	92-11	6G72	6	Mitsubishi	TP1023			MO24	MO23
L300									
2.0	87-98	4G63	4	Denso	TP1029			EP324	EP725
Pajero									
3.0	92-11	6G72	6	Mitsubishi	TP1023/ TP1035			MO24	MO23
Space Gear									
2.0	96-06	4G64	4	Mitsubishi	TP1029			EP813	EP911
Tredia									
1.6	83-85	4G32	4	Mitsubishi	TP1000M			EP342	EP675
1.8	83-85	4G62	4	Mitsubishi	TP1000M			EP342	EP675
1.8 T	84-85	4G62	4	Mitsubishi	TP1000M/ TP1029			EP342	EP682

Vehicle Listing - Ignition Components

Make	Year	Engine	Cyl	System	Module	Contact Set/ Pick-up	Condenser	Rotor	Distributor Cap
NISSAN									
All 1200, 1400, 1500, 1600, 1800, 2.0	72-87	A12, L14, E15, L16, L18, L20	4	Hitachi		CS351	EP300	EP312	EP305
1200 & 120Y	71-80	L12	4	Hitachi		CS351	EP300	EP312	EP305
1400	80-10	A14S	4	Hitachi		CS351	EP300	EP312	EP305
1400	80-10	A14S	4	Mitsubishi		CS351	EP300	EP342	EP818
1500	70-79	J15	4	Hitachi		CS351	EP300	EP312	EP305
1800	80-88	L18S	4	Hitachi		CS351	EP300	EP312	EP305
All 2300, 2400, 260C, 280L	69-71	L23, 24, 26, 28	6	Hitachi		CS351	EP300	EP312	EP331
2200 Tracker 4x4	85-88	Z22	4	Mitsubishi		CS351	EP300	EP342	EP682
1 Tonner									
1.6, 1.8	88-95	L16,L18	4	Mitsubishi		CS351	EP300	EP342	EP818
2.4	88-95	Z24S	4	Mitsubishi		CS351	EP344	EP721	EP720
Bluebird	65-70	J13	4	Hitachi		CS351	EP300	EP312	
Caball									
2.0	66-84	H20	4	Hitachi		CS351	EP300	EP312	EP305
Cabstar									
2.8	84-05	L28	6	Hitachi		CS351	EP300	EP312	EP331
E20									
1.6	71-81	J16	4	Hitachi		CS351	EP300	EP312	EP305
1.8	81-05	L18	4	Mitsubishi		CS351	EP300	EP312	EP818
2.0	81-05	H20	4	Mitsubishi		CS351	EP300	EP342	EP343
2.0 Import Dist.	81-05	H20,L18	4	Mitsubishi		CS351	EP300	EP345	EP346
Junior Pick-up									
2.0	66-73	H20	4	Hitachi		CS351	EP300	EP312	EP305
Patrol									
4.0	74-80	OHV	6	Hitachi		CS351	EP300	EP312	EP331
4.2	94-04	TB42S	6	Mitsubishi		CS351			
Safari									
2.8	82-90	L28	6	Hitachi		CS351	EP300	EP312	EP331
Sani									
2.2	86-88	Z22	4	Mitsubishi		CS351	EP300	EP342	EP682
Sunny									
1.0	67-71	OHV	4	Hitachi		CS351	EP300	EP312	EP305
ELECTRONIC IGNITION *EP803 Two screws, EP801 three screws									
1 Tonner									
1.6, 2.0	95 On	NA16,20	4	Mitsubishi	TP121/ TP4052/ TP1033			EP721	EP722

Vehicle Listing - Ignition Components



Make	Year	Engine	Cyl	System	Module	Contact Set/ Pick-up	Condenser	Rotor	Distributor Cap
NISSAN - Continued									
1 Tonner - Continued									
2.4	99 On	KA24		Mitsubishi	TP121/ TP1033/ TP4053			EP889	EP888
3.0	90-11	VG30E	6	Hitachi				EP844	EP866
Langley									
1.3	86-87	E13	4	Hitachi	TP1010NS			EP804	EP803/EP801*
1.5	85-87	E15	4	Hitachi	TP1010NS			EP312	EP805
1.5 SS	84-86	E15	4	Hitachi	TP1010NS			EP802	EP803/EP801*
1.5 T	86-88	E15T	4	Hitachi	TP1010NS			EP804	EP803/EP801*
Laurel									
2.8	82-84	L28	6	Hitachi	TP1010NS			EP664	EP663
Maxima									
3.0	91-06	VG30E	6	Hitachi	TP121			EP844	EP841
NP300									
1.6	08 on	NA16	4	Mitsubishi	TP121/ TP4052/ TP1033			EP721	EP722
1.6	08 on	NA16	4	Mitsubishi	TP4053			EP819	EP923
2.0	95 on	NA20	4	Mitsubishi	TP121/ TP4052			EP721	EP722
2.0	95 on	NA20	4	Mitsubishi	TP4053			EP819	EP923
2.4	95 on	KA24	4	Mitsubishi	TP4052 TP4053/ TP1033			EP819	EP888
2.4	95 on	KA24	4	Mitsubishi	TP4052 TP4053/ TP1033			EP819	EP923
3.0	91 on	VG30E	6	Hitachi				EP844	EP866
Primera									
1.6	98-01	GA16DE	4	Lucas	TP121			EP880	EP881
Pulsar									
1.3	83-86	E13	4	Hitachi	TP1010NS			EP312	EP805
Sentra									
1.3	87-92	E13S	4	Hitachi	TP1010NS			EP808	EP805
1.4 16V	92-00	GA14DS	4	Hitachi	TP4052			EP813	EP814
1.4i	97-00	GA14DNE	4	Hitachi	TP4052			EP889	EP888
1.6	87-92	E16S	4	Hitachi	TP1010NS			EP808	EP803/EP801*
1.6i	87-92	E16E	4	Mitsubishi				EP721	EP720
1.6 16V	92-00	GA16DS	4	Hitachi	TP121			EP804	EP803/EP801*
1.6	95-00	GA16DNE	4	Hitachi	TP1033			EP819	EP893
1.8i 16V	89-92	CA18DE	4	Mitsubishi				EP889	EP888
2.0 DOHC	92-00	SR20DE	4	Hitachi	TP121			EP812	EP887

*EP801 = Three screws

*EP803 = Two screws

Vehicle Listing - Ignition Components

Make	Year	Engine	Cyl	System	Module	Contact Set/ Pick-up	Condenser	Rotor	Distributor Cap
NISSAN - Continued									
2.0i	98-00	20DNE	4	Hitachi				EP891	EP890
Skyline									
2.0	87-92	CA20S	4	Hitachi	TP1010NS			EP345	EP805
2.0, 3.0	87-93	RB20E, RB30E	6	Hitachi	TP1018NS				EP806
2.8	83-87	L28	6	Hitachi	TP1001NS			EP664	EP663
OPEL									
Ascona									
1.3	82-85	1.3SC	4	Bosch		CS314	EP558	EP557	EP556
Commodore									
2.8	82-83	2.8H	6	Bosch		CS313		EP407	EP406
Kadett									
1.2	66-73	1.2S	4	Delco		CS777	RR175	RR83	RR145
1.2	80-85	1.2S	4	Bosch		CS313		EP278	EP556
1.2	80-85	1.2S	4	Delco		CS795	RR10	RR11	RR12
1.3	80-85	1.3SC NVH	4	Bosch		CS314	EP558	EP557	EP556
Manta									
1.6	71-74	OHV	4	Bosch		CS313		EP143	EP131
1.9	71-76	1,9	4	Delco		CS795	RR10	RR11	RR12
Rekord									
2.0	82-88	2.0S	4	Bosch		CS313		EP541	EP401
2.3, 2.5	66-71	OHV	4	Delco		CS788	RR175	RR182	RR181
ELECTRONIC IGNITION									
*6 pin module, "7 pin module, +8mm shaft, #Has push on boot otherwise TP1017B *40mm tower length, "50mm tower length									
Ascona									
1.6	82-87	1.6SH	4	Bosch	TP100			EP278	EP401
1.8	84-87	1.8SE	4	Bosch	TP100			EP278	EP401
Astra									
140	93-95	1.4NV	4	Bosch	TP300"			EP557+	EP401
140	93-95	1.4NV	4	Bosch	TP1014B*			EP557+	EP401
140	96-06	1.4SE	4	Lucas	TP1012L			EP86	EP90
160	93-95	1.6NZ,SE	4	Delco	TP800D or TP49	MP014		EP581	RR209
180	93-94	18SE, 20SE, XE	4	Bosch	TP1014B*			EP589	EP596
200	94-06	18SE, 20SE, XE	4	Bosch	TP1014B*			EP589	EP596
180, 200	94-06	18SE, 20SE, XE	4	Valeo	TP300"			EP589	EP596
200TS	93-06	2.0XE	4	Bosch	TP1014B			EP590	EP596

Vehicle Listing - Ignition Components



vehicle listing - ignition components

24

Make	Year	Engine	Cyl	System	Module	Contact Set/ Pick-up	Condenser	Rotor	Distributor Cap
OPEL - Continued									
Commodore									
3.0	86-87	C.I.H	6	Bosch				EP407	EP406
Corsa									
1.3	96-02	13NE	4	Delco	TP49/ TP400	MP015		EP581	EP586
1.4	02-08	14SE	4	Lucas	TP1012L			EP86	EP90
1.6	98-05	16NE	4	Bosch	TP49			EP590	EP594
Kadett, Monza									
1.3 (dist cap 118mm high)	80-90	1.3S NV	4	Delco	TP400	MP015		RR212	RR209
1.4 (dist cap 97mm high)	90-93	1.4NV	4	Bosch	TP1014B			EP557+	EP594
140	93-95	1.4NV	4	Bosch	TP300"			EP557+	EP401
140	93-95	1.4NV	4	Bosch	TP1014B*			EP557+	EP401
1.6	82-85	1.6SH	4	Bosch	TP100			EP278	EP401
1.6	85-90	1.6SH	4	Bosch	TP100			EP557+	EP401
1.6	90-04	1.6SV	4	Bosch				EP590	EP592
1.6	90-04	1.6SE,SV	4	Bosch	TP1005B#			EP590	EP594
1.6	85-90	1.6SV	4	Delco	TP800D or TP49			RR212	RR209
1.6	85-90	1.6SV	4	Delco	TP800D or TP49			EP587	EP586
1.6	-90	1.6SV	4	Lucas	TP1012L			EP86	EP87
1.6	90-02	1.6SE,SV	4	Lucas	TP1012L			EP86	EP90
1.6i	93-94	1.6NZ	4	Delco	TP800D or TP49	MP014		EP581	RR209
1.8 (Brazil)	85-87		4	Bosch	TP1006D			EP557+	EP401
1.8	85-87	1.8SE,SV	4	Bosch	TP100			EP557+	EP401
1.8	86-90	1.8SE,SV	4	Bosch	TP1005B#			EP589	EP588
1.8	90-06	1.8SE,SV	4	Bosch	TP1005B#			EP589	EP596"
2.0	87-90	2.0SEH,SV	4	Bosch	TP1005B#			EP589	EP588
2.0	90-06	2.0SEH,SV	4	Bosch	TP1005B#			EP589	EP596"
2.0i 8V	93-94	2.0SE	4	Bosch	TP1014B			EP589	EP596
2.0i 8V	94-06	2.0SE	4	Bosch	TP1014B			EP589	-----
2.0i 8V	93-06	2.0SE	4	Valeo	TP300			EP589	EP596
2.0i 16V	90-92	2.0XE	4	Bosch	TP1014B			EP590	EP582*
2.0TS 16V	93-06	2.0XE	4	Bosch	TP1014B			EP590	EP596"
Rekord									
2.0	88-94	2.0SE	4	Bosch	TP100			EP589	EP588
2.0	88-94	2.0SE	4	Valeo				EP589	EP596
2.2	86-92	2.2E	4	Bosch	TP1014B			EP590	EP401

Vehicle Listing - Ignition Components

Make	Year	Engine	Cyl	System	Module	Contact Set/ Pick-up	Condenser	Rotor	Distributor Cap
OPEL - Continued									
Senator									
3.0	82-86	3.0E	6	Bosch	TP1014B			EP561	EP406
PEUGEOT									
204, 304, 404, 504, 505SR	66-85	OHC	4	Duc		CS252	EP153	EP173	EP163
305 SR, GR 1.5	79-84	OHC	4	Duc		CS257	EP182	EP173	EP163
305 SR, GR 1.5	79-84	OHC	4	Paris Rhone				EP601	EP600
404, 504, 505	71-85	OHV	4	Paris Rhone		CS312	EP181	EP601	EP600
505	80-85	OHV	4	Paris Rhone				EP601	EP600
504, 505	81-85	OHC	4	Duc		CS260	EP182	EP173	EP163
ELECTRONIC IGNITION									
305									
1.5	82-84	XR5	4	Duc				EP191	EP163
505									
2.0	81 on	XN6	4	Duc	TP45			EP173	EP783
405									
1.9	87-95	XU92C	4	Bosch	TP300			EP557	EP752
PROTON									
Arena 1.5	06 on	4 G 15	4	Mitsubishi				EP609	EP911
Satria 1.6	06 on	4 G 92	4	Mitsubishi				EP609	EP911
RAMBLER									
Hornet									
3.8	70-73	OHV	6	Delco		CS788	RR175	RR182	RR183
4.1	73-76	250	6	Delco		CS788	RR175	RR182	RR183
RANGER									
2.5	68-73	130	4	Delco		CS788	RR175	RR182	RR181
RENAULT									
R5									
1.3	77-85	OHV	4	Duc		CS252	EP153	EP173	EP179
1.3	75-82	OHV	4	Duc		CS252	EP153	EP173	EP163
1.4	82-85	OHV	4	Duc		CS262	EP153	EP173	EP179
R8									
1.3	68-70	OHV	4	Duc		CS252	EP153	EP173	EP163
R10									
1.0	68-75	OHV	4	Duc		CS252	EP153	EP173	EP163
R12									
1.3	68-75	OHV	4	Duc		CS252	EP153	EP173	EP163

Vehicle Listing - Ignition Components



Make	Year	Engine	Cyl	System	Module	Contact Set/ Pick-up	Condenser	Rotor	Distributor Cap
RENAULT - Continued									
R16									
1.6	68-75	OHV	4	Duc		CS252	EP153	EP173	EP163
ELECTRONIC IGNITION									
R9									
1.4	83-86	C2J,C3J	4	Duc	TP45			EP191	EP783
1.7	84-86	F2N	4	Duc	TP45				
R11									
1.4	85-86	C2J,C3J	4	Duc	TP45			EP191	EP783
1.7	85-86	F2N	4	Duc	TP45				
ROVER									
2000	65-74	OHC	4	Lucas		CS207M	EP29	EP41	EP48
2600	78-84	OHC	6	Lucas		CS208	EP59	EP58	EP81
3500 V8	69-75	OHV	8	Lucas		CS216	EP29	EP71	EP78
ELECTRONIC IGNITION *without collar									
3500 V8	78-84	OHV	8	Lucas				EP75*	EP78
SIMCA									
All Models	55-68		4	Duc		CS252	EP153	EP173	EP163
STUDEBAKER									
All Models	59-64		6	Autolite			MO5		
Lark, Regal	60-61		8	Delco		CS786	RR175		RR165
Most Models	62-64		8	Autolite			MO5		RR165
All Models	65-66		6	Delco		CS788	RR175	RR182	RR183
All Models	65-66		8	Delco		CS786	RR175	RR167	RR165
SUZUKI									
SJ 410	83-89	F10A	4	Denso		CS376	EP662	EP324	EP698
ELECTRONIC IGNITION									
SJ 413									
1.3	86-91	G13A	4	Denso				EP324	EP698
Vitara									
1.6	94-10	G16A	4	Denso				EP798	EP698
SVM									
3.0 4X4	89-00	Essex	6	Bosch		CS313	EP435	EP527	EP406
TOYOTA "if single lead condenser use EP662, if double lead use EP702									
Corolla									
1.2	78-80	3K	4	Denso		CS376	EP662	EP315	EP308
1.3	80-85	4K	4	Denso		CS376	EP325	EP315	EP308
Corolla L.D.V.									
1.2	73-82	3K	4	Denso		CS376	EP325	EP315	EP308
1.6	83-89	2T	4	Denso		CS376	EP696	EP324	EP323

Vehicle Listing - Ignition Components

Make	Year	Engine	Cyl	System	Module	Contact Set/ Pick-up	Condenser	Rotor	Distributor Cap
TOYOTA - Continued									
Conquest/Corolla									
1.3	84-85	2A-L	4	Denso		CS370	EP696	EP324	EP697
1.3 12V	85-87	2E	4	Denso		CS376	EP662	EP324	EP716
1.6	74-80	2T	4	Denso		CS376	EP696	EP315	EP308
1.6 Sprinter	80-85	2T	4	Denso		CS376	EP662	EP324	EP323
1.6	80-82	2TB	4	Denso		CS376	EP325	EP324	EP323
1.6	84-88	4A	4	Denso		CS370	EP696	EP324	EP697
1.8	80-85	3T	4	Denso		CS376	EP696	EP324	EP323
Corona L.D.V.									
1.6	66-73	8R	4	Denso		CS376	EP325	EP315	EP308
Corona									
1.6, 1.7	69-74	12R,7R	4	Denso		CS376	EP325	EP315	EP308
1.8, 1.9	69-80	16R,8R	4	Denso		CS376	EP662	EP324	EP323
2.0	69-73	18R	4	Denso		CS376	EP325	EP324	EP323
Cressida									
1.8	80-86	3T	4	Denso		CS376	EP662	EP324	EP323
2.0	81-83	18R	4	Denso		CS376	EP702	EP324	EP698
2.0	81-86	21R	4	Denso		CS406	EP702	EP324	EP665
2.6	78-80	4M	6	Denso		CS376		EP314	EP318
Dyna									
2.0	68-84	5R	4	Denso		CS376	EP325	EP315	EP308
2.0, 2.2	85-92	3Y,4Y	4	Denso		CS376	EP702"	EP324	EP698
Hi-Ace/Hilux									
1.5	69-70	2R	4	Denso		CS353	EP325	EP315	EP308
1.6	71-82	12R	4	Denso		CS376	EP662"	EP315	EP308
2.0	75-84	18R	4	Denso		CS376	EP702"	EP324	EP698
1.8, 2.0, 2.2	83-92	2Y,3Y,4Y	4	Denso		CS376	EP702"	EP324	EP698
Hi-Lux									
1.6	72-86	12R,1Y	4	Denso		CS376	EP662"	EP324	EP323
2.0	75-84	18R	4	Denso		CS376	EP662"	EP315	EP308
2.0	80-84	18R	4	Denso		CS376	EP662"	EP324	EP698
Landcruiser									
FJ 45 3.8, 4.2	71-85	2F	6	Denso		CS376	EP316	EP314	EP318
FJ75 4.0	86-90	3F	6	Denso		CS376	EP316	EP314	EP318
FJ75 4.0	90-92	3F	6	Denso		CS376	EP662"	EP715	EP377
Stallion									
1.5	87-91	5K	4	Denso		CS376	EP662"	EP324	EP698
Stout									
1.8	61-67	3R	4	Denso		CS353	EP316	EP314	
2.0	70-87	5R	4	Denso		CS376		EP324	EP698

Vehicle Listing - Ignition Components

Make	Year	Engine	Cyl	System	Module	Contact Set/ Pick-up	Condenser	Rotor	Distributor Cap
TOYOTA - Continued									
ELECTRONIC IGNITION - Continued									
Hi-Ace/Hilux									
1.8, 2.2	93-11	2Y,4Y	4	Denso	TP1004T	MP206		EP687	EP707
2.0	93-10	1RZ	4	Denso	TP1021			EP246	EP549
2.4	94-11	22R	4	Denso				EP715	EP398
2.4	94-98	2RZ	4	Denso	TP1021			EP246	EP549
2.7i	94-10	3RZ	4	Denso	TP1021			EP246	EP549
Stallion/Venture									
1.8, 2.2	92-09	2Y,4Y	4	Denso	TP1004T	MP206		EP687	EP707
TRIUMPH									
Chicane									
2.5	73-74	OHV	6	Lucas		CS207M	EP29	EP44	EP56
2.5 Pi	71-75	OHV	6	Lucas		CS208	EP29	EP58	EP81
Herald									
1.2	67-69	OHV	4	Lucas		CS207M	EP29	EP41	EP48
1.3	67-69	OHV	4	Lucas		CS207M	EP29	EP41	EP48
1.5	68-71	OHV	4	Lucas		CS207M	EP29	EP41	EP48
Spitfire II									
1.2	65-68	OHV	4	Lucas		CS207M	EP29	EP41	EP48
Spitfire III									
1.3	69-71	OHV	4	Delco		CS777	RR175	RR83	RR145
2.0	65-76	OHV	6	Lucas		CS207M	EP29	EP44	EP56
VAUXHALL									
Velox, Cresta	59-67	OHV	6	Delco		CS777	RR174	RR83	RR95
Viva	67-71	OHV	4	Delco		CS777	RR175	RR83	RR145
VOLKSWAGEN *can also use EP432 from 75 on									
Beetle									
1.2	51-65	Small Dist	4	Bosch		CS307	EP254	EP601	EP145
1.3	66-67	6V	4	Bosch		CS307	EP254	EP601	EP145
1.3	66-79	12V	4	Bosch		CS313	EP291*	EP278	EP274
1.5	67-71	6V	4	Bosch		CS307	EP254	EP601	EP145
1.5	67-70	12V	4	Bosch		CS312	EP254	EP278	EP274
1.6	67-70	Air Cooled	4	Bosch		CS307	EP254	EP601	EP145
1.6	70-75	Air Cooled	4	Bosch		CS313	EP291	EP278	EP274
1.6	75-79	Air Cooled	4	Bosch		CS313	EP432	EP278	EP274
Golf I									
1.1	78-81	OHC	4	Bosch		CS314	EP555	EP557	EP274
1.3	79-84	OHC	4	Bosch		CS314	EP555	EP557	EP274


Vehicle Listing - Ignition Components



Make	Year	Engine	Cyl	System	Module	Contact Set/ Pick-up	Condenser	Rotor	Distributor Cap
VOLKSWAGEN - Continued									
1.5	78-84	OHC	4	Bosch		CS313	EP387	EP278	EP274
1.6	78-84	OHC	4	Bosch		CS313	EP387	EP278	EP274
Golf II									
1.3	84-87	GY	4	Bosch		CS313	EP387	EP557	EP382
Fastback & Variant									
1.6	66-69	Air Cooled	4	Bosch		CS307	EP254	EP601	EP145
Jetta									
1.3	80-85	OHC	4	Bosch		CS314	EP555	EP557	EP274
1.5	80-85	OHC	4	Bosch		CS313	EP387	EP278	EP274
Kombis									
1.5	66-68	Air Cooled	4	Bosch		CS307	EP254	EP601	EP145
1.6	68-74	AD,AS	4	Bosch		CS313	EP291	EP278	EP274
1.6 Fleet-Line	75-78	AD,AS	4	Bosch		CS313	EP432	EP278	EP274
1.6 Pick-up	66-80	AD,AS	4	Bosch		CS312	EP254	EP601	EP145
1.7	72-73	Air Cooled	4	Bosch		CS313	EP291	EP278	EP274
1.8	66-68	FLAT	4	Bosch		CS312	EP254	EP601	EP145
1.8	68-83	FLAT	4	Bosch		CS313	EP291	EP278	EP274
2.0 1/2 Ton Pick-up	81-83	OHC	4	Bosch		CS313	EP387	EP541	EP274
Passat									
1.3	74-75	OHC	4	Bosch		CS313	EP292	EP278	EP274
1.3	76-85	OHC	4	Bosch		CS313	EP387	EP278	EP274
1.5	74-75	OHC	4	Bosch		CS313	EP292	EP278	EP274
1.5	76-80	OHC	4	Bosch		CS313	EP387	EP278	EP274
1.6	76-85	OHC	4	Bosch		CS313	EP292	EP278	EP274
411 & 412									
All	69-74	OHC	4	Bosch		CS313	EP291	EP278	EP274
ELECTRONIC IGNITION									
"Module on plate 7 pin, can also be TP100, = 6 pin module, + 3 pin module or TP1031, *or EP557, **or EP590									
Fox									
1.3	87-96	OHC	4	Bosch	TP100			EP541	EP382
1.6	87-96	OHC	4	Bosch	TP100			EP541	EP382
1.8	90-96	OHC	4	Bosch	TP100	MP311		EP541	EP382
Citi Golf									
1.3	84-87	OHC	4	Bosch	TP900B"			EP541	EP274
1.3 Chico	96 on	OHC	4	Bosch	TP900B"	MP311		EP541	EP530
1.6	84-87	OHC	4	Bosch	TP900B"	MP311		EP541	EP274
1.6	87-95	OHC	4	Bosch	TP900B"	MP311		EP541	EP382
1.6	96-10	OHC	4	Bosch	TP900B"	MP311		EP541	EP530
1.8	84-87	OHC	4	Bosch	TP100	MP311		EP557	EP274
1.8	87-09	OHC	4	Bosch	TP900B"	MP311		EP541	EP530

Vehicle Listing - Ignition Components

Make	Year	Engine	Cyl	System	Module	Contact Set/ Pick-up	Condenser	Rotor	Distributor Cap
VOLKSWAGEN - Continued									
Golf II									
1.6	82-85	HM	4	Bosch	TP900B"	MP311		EP541	EP382
1.8	84-92	HV	4	Bosch	TP900B"	MP311		EP541	EP382
1.8 8V	84-92	EV	4	Bosch	TP900B"	MP311		EP590	EP530
1.8 16V	86-90	KR	4	Bosch	TP900B"	MP003		EP590	EP530
2.0 16V	90-93	AAL	4	Bosch	TP900B	MP003		EP590	EP530
Golf III									
1.6	92-96	HM	4	Bosch	TP900B"	MP311		EP541	EP530
1.8	92-96	ACH	4	Bosch	TP1015B	MP003		EP590	EP530
2.0 16V	92-98	ABF	4	Bosch	TP1016B	MP003		EP590	EP383
2.0 8V	92-96	2E	4	Bosch	TP900BT- P1015B+	MP003		EP590	EP530
2.8 VR6	92-96	AAA	6	Bosch	TP90				
Golf IV									
1.6	99-04	AKL	4	Bosch	TP4054				
2.0	99-04	APK	4	Bosch	TP4054				
2.3 V5	01-06	AGZ			TP4055				
Golf Pick-up									
1.6	81-86	FR	4	Bosch	TP100	MP002		EP541	EP274
1.6, 1.8	86-96	JK,HV,HM	4	Bosch	TP900B"	MP005 or MP311		EP541	EP530
Jetta *H = Hall Effect									
1.3	84-87	OHC	4	Bosch	TP100	MP002		EP541	EP382
1.6	84-96	HM,ACG	4	Bosch	TP900B"	MP311		EP541*	EP382
1.6	84-96	HM,ACG	4	Bosch	TP1016B=	MP002		EP541*	EP530
1.8 8V	84-95	EV,ACH	4	Bosch	TP900B"	MP311		EP541*	EP530
1.8 8V	84-95	EV,ACH	4	Bosch	TP1016B=	MP002		EP541*	EP382
1.8 16V	87-89	KR	4	Bosch	TP900B" MP002 or MP003"H	MP002 or MP003*H		EP510**	EP530
2.0 8V	92-96	2E	4	Bosch	TP900B" TP1015B+			EP590	EP530
2.0 16V	90-92	AAL	4	Bosch		MP003		EP590	EP530
2.8 VR6	92-96	AAA	6	Bosch	TP90				
Kombi									
1.8	88-95	AAX	4	Bosch	TP900B"	MP005 or MP311		EP517	EP530
1.9 W/Cooled	80-87	DG	4	Bosch	TP100			EP517	EP274
1.9 W/Cooled	88-89	DG	4	Bosch	TP900B"			EP517	EP382
2.0	80-85	CU	4	Bosch	TP900B"			EP517	EP274
2.1 Fi, Synchro	86-92	DJ	4	Bosch	TP900B"			EP517	EP382



Parts listing - ignition Components

Most four-stroke engines have used a mechanically timed electrical ignition system. The heart of the system is the distributor. The distributor contains a rotating cam driven by the engine's drive, a set of breaker points, a condenser, a rotor and a distributor cap. External to the distributor is the ignition coil, the spark plugs and wires linking the distributor to the spark plugs and ignition coil.

The quality of the Echlin range of Ignition Components will ensure that all of the components that go into making the voltage available to the spark plug, operates at the required specifications.

The Parts Listing section highlights our products in numerical order providing easy reference to vehicle applications and product photographs to ensure the correct ignition components are identified for the specific vehicle application. We support you with an extensive product range at original equipment quality for passenger cars and light commercial vehicles.

Section Content	Page
Parts listing - Ignition Components	33-121

Parts Listing - Ignition Components



Coil Pick-ups - continued

MP002	Make	Model	Derivative	Year	Engine	Cyl	System
	Volkswagen	Golf Pick-up	1.6	81-86	FR	4	Bosch
	Volkswagen	Jetta	1.3	84-87	OHC	4	Bosch
	Volkswagen	Passat	1.8	84-87	JV	4	Bosch
	Volkswagen	Passat	1.9	81-85	WN	5	Bosch
	Volkswagen	Passat	2.2	84-87	MX	5	Bosch
	Volkswagen	Passat	2.2 Fi	84-87	SG	5	Bosch
	Volkswagen	Jetta	1.6	84-96	HM, ACG	4	Bosch
	Volkswagen	Jetta	1.8 8V	84-95	EV, ACH	4	Bosch

MP003	Make	Model	Derivative	Year	Engine	Cyl	System
	Volkswagen	Golf II	1.8, 16V	86-90	KR	4	Bosch
	Volkswagen	Golf II	2.0, 16V	90-93	AAL	4	Bosch
	Volkswagen	Golf III	1.8	92-96	ACH	4	Bosch
	Volkswagen	Golf III	2.0, 16V	92-98	ABF	4	Bosch
	Volkswagen	Golf III	2.0, 8V	92-96	2E	4	Bosch
	Volkswagen	Jetta	2.0, 16V	90-92	AAL	4	Bosch
	Volkswagen	Passat	2.0, 16V	92-98	ABF	4	Bosch
	Volkswagen	Polo	1.4i	98-02	AGY	4	Bosch
	Volkswagen	Polo	1.6i	98-02	AFX	4	Bosch
	Volkswagen	Polo	1.8i	99-02	AFV	4	Valeo

MP005	Make	Model	Derivative	Year	Engine	Cyl	System
	Volkswagen	Golf Pick-up	1.6 & 1.8	86-96	JK, HV, HM	4	Bosch
	Volkswagen	Kombi	1.8	88-95	AAX	4	Bosch
	Volkswagen	Microbus/ Caravelle	2.5i	91-95	AAY	4	Bosch


MP006	Make	Model	Derivative	Year	Engine	Cyl	System
	Fiat	Uno	1.0	96-11	M20BA	4	Marelli
	Fiat	Uno	1.1	90-11	OHC	4	Marelli
	Fiat	Uno Panel Van	1.1	92-11	OHC	4	Marelli


MP008	Make	Model	Derivative	Year	Engine	Cyl	System
	Fiat	Uno	1.1	90-11	OHC	4	Duc
	Fiat	Uno	1.4	90-11	CARB	4	Marelli
	Fiat	Uno Panel Van	1.1	92-11	OHC	4	Duc
	Fiat	Uno Panel Van	1.4	92-98	CARB	4	Marelli


Parts Listing - Ignition Components





coil Pick-ups - continued

MP009	Make	Model	Derivative	Year	Engine	Cyl	System
	Ford	Bantam	1.4 & 1.6	86-93	CVH	4	Lucas
	Ford	Laser, Meteor	1.4 & 1.6	89-91	CVH	4	Lucas
	Mazda	Rustler	1.4 & 1.6	86-93	CVH	4	Lucas
	Ford	XR3	1.6	85-86	CVH	4	Lucas

MP010	Make	Model	Derivative	Year	Engine	Cyl	System
	Fiat	Uno	1.4	90-99	F.I.	4	Marelli
	Fiat	Uno	1.4 Turbo	90-99	OHC	4	Marelli
	Fiat	Uno Panel Van	1.4	92-98	F.I.	4	Marelli


MP014	Make	Model	Derivative	Year	Engine	Cyl	System
 14.75mm I.D.	Opel	Astra	160	93-95	1.6NZ, SE	4	Delco
	Opel	Kadett, Monza	1.6i	93-94	1.6NZ	4	Delco


MP015	Make	Model	Derivative	Year	Engine	Cyl	System
 14.75mm I.D.	Opel	Corsa	1.3	96-02	13NE	4	Delco
	Opel	Kadett	1.3 (dist cap 118mm high)	80-90	1.3S NV	4	Delco

MP206	Make	Model	Derivative	Year	Engine	Cyl	System
	Toyota	Condor	1.8	00-03	2Y	4	Denso
	Toyota	Cressida	2.0	89-92	3Y	4	Denso
	Toyota	Hi-Ace/Hilux	1.8 & 2.2	93-11	2Y, 4Y	4	Denso
	Toyota	Stallion/Venture	1.8 & 2.2	92-09	2Y, 4Y	4	Denso

Parts Listing - Ignition Components

coil Pick-ups - continued


MP311	Make	Model	Derivative	Year	Engine	Cyl	System
 <p>14.3mm I.D.</p>	Volkswagen	Citi Golf	1.6	84-87	OHC	4	Bosch
	Volkswagen	Citi Golf	1.6	87-95	OHC	4	Bosch
	Volkswagen	Citi Golf	1.6	96-10	OHC	4	Bosch
	Volkswagen	Citi Golf	1.8	84-87	OHC	4	Bosch
	Volkswagen	Citi Golf	1.8	87-09	OHC	4	Bosch
	Volkswagen	Citi Golf	1.3 Chico	96 on	OHC	4	Bosch
	Volkswagen	Fox	1.8	90-96	OHC	4	Bosch
	Volkswagen	Golf II	1.6	82-85	HM	4	Bosch
	Volkswagen	Golf II	1.8	84-92	HV	4	Bosch
	Volkswagen	Golf II	1.8 8V	84-92	EV	4	Bosch
	Volkswagen	Golf III	1.6	92-96	HM	4	Bosch
	Volkswagen	Golf Pick-up	1.6 & 1.8	86-96	JK, HV, HM	4	Bosch
	Volkswagen	Kombi	1.8	88-95	AAX	4	Bosch
	Volkswagen	Microbus/ Caravelle	2.5i	91-95	AAV	4	Bosch
	Volkswagen	Jetta	1.6	84-96	HM, ACG	4	Bosch
	Volkswagen	Jetta	1.8 8V	84-95	EV, ACH	4	Bosch
	Audi	100	100 GLS & 100/5S	78-84	OHC	5	Bosch
	Audi	100	100 GLS 5E	77-84	OHC	5	Bosch
	Audi	100	100/5	81-84	OHC	5	Bosch
	Audi	200	5E	78-83	OHC	5	Bosch
Audi	400	1.8	87-91	OHC	4	Bosch	
Audi	500	2.2	83-89	OHC	5	Bosch	
Audi	500	2.3	89-94	OHC	5	Bosch	


MP1308	Make	Model	Derivative	Year	Engine	Cyl	System	
	Ford	Bantam	1.3		B3	4	Mitsubishi	
	Mazda	323	1.3	88-95	B3	4	Mitsubishi	
	Mazda	323	1.6 16V DOHC	85-05	B6, B6i	4	Mitsubishi	
	Mazda	323	1.6 8V	86-88	F6	4	Mitsubishi	
	Mazda	Astina, Etude	1.8 & 2.2	94-10	F8, F2	4	Mitsubishi	
	Mazda	Marathon	2.2	96-10	F2	4	Mitsubishi	
	Mazda	Rustler	1.6i	93-12	B6	4	Mitsubishi	
	Ford	Bantam	1.6i 8V	93-12	F6	4	Mitsubishi	
	Ford	Courier	1.8	96-10	F8	4	Mitsubishi	
	Ford	Courier	2.2	94-10	2.2	4	Mitsubishi	
	Ford	Laser, Meteor	1.3	88-95	B3	4	Mitsubishi	
	Ford	Laser, Meteor	1.6 16V DOHC	88-96	BPi	4	Mitsubishi	
	Ford	Laser, Meteor	1.6 8V	86-91	F6	4	Mitsubishi	
	Ford	Ranger	2.0	91-11	FE	4	Mitsubishi	
	Ford	Spectron	2.2	96-06	F2	4	Mitsubishi	
	Mazda	Rustler	1.3	93-95	B3	4	Mitsubishi	


Parts Listing - Ignition Components



Condensors - Continued


EP22	Make	Model	Derivative	Year	Engine	Cyl	System
	Ford	Granada	Popular, Prefect	54-68	OHV	4	Lucas
	Ford	XR3	1.6	81-85	CVH	4	Lucas
	Leyland		A90	49-52	OHV	4	Lucas
	Massey Ferguson		All (Vaal Japie)			4	Lucas


EP29	Make	Model	Derivative	Year	Engine	Cyl	System
	Hillman	Vogue	1600	67-77	OHV	4	Lucas
	Jaguar	XJ6	2.8	70-73	Twin OHC	6	Lucas
	Jaguar	XJ6	4.2	69-77	Twin OHC	6	Lucas
	Jaguar	XJ6 Series II	3.8	65-68	Twin OHC	6	Lucas
	Jaguar	XJ6 Series II	MK10, 420G	65-72	Twin OHC	6	Lucas
	Land Rover	110	V8	83-88	OHV	8	Lucas
	Land Rover		88	65-80	OHV	4	Lucas
	Land Rover		109 Pick-up & Bus	68-80	OHV	6	Lucas
	Land Rover		Landrover 2.6	67-68	OHV	6	Lucas
	Land Rover		Rangerover	79-01	OHV	8	Lucas
	Leyland		A110 Westminster	62-68	OHV	6	Lucas
	Leyland		Austin 1800	66-73	OHV	4	Lucas
	Mini		850 & 1.0	65-73	OHV	4	Lucas
	Rover		2000	65-74	OHC	4	Lucas
	Rover		3500 V8	69-75	OHV	8	Lucas
	Triumph	Chicane	2.5	73-74	OHV	6	Lucas
	Triumph	Chicane	2.5 PI	71-75	OHV	6	Lucas
	Triumph	Herald	1.2	67-69	OHV	4	Lucas
	Triumph	Herald	1.3	67-69	OHV	4	Lucas
	Triumph	Herald	1.5	68-71	OHV	4	Lucas
	Triumph	Spitfire II	1.2	65-68	OHV	4	Lucas
	Triumph	Spitfire III	2.0	65-76	OHV	6	Lucas
	Wolseley		1100, 11/55	68-72	OHV	4	Lucas
	Wolseley		1100, 16/60	63-67	OHV	4	Lucas
Wolseley		6/110	62-68	OHV	6	Lucas	


EP30	Make	Model	Derivative	Year	Engine	Cyl	System
	Ford	17M	All	69-71	Essex	4	Autolite
	Ford	20M	3.0	71-72	Essex	6	Autolite
	Ford	Capri	3.0	70-73	Essex	6	Autolite
	Ford	Capri	1.6 & 2.0	69-73	Kent	4	Autolite
	Ford	Cortina	2.0	72-77	V4 OHV	4	Autolite
	Ford	Cortina	2.0	71-73	KLN	4	Autolite
	Ford	Cortina	2.0	77-83	KLN	4	Autolite
	Ford	Cortina	1.3 & 1.6	67-83	Kent	4	Autolite
	Ford	Cortina	2.5 & 3.0	72-84	Essex	6	Autolite
	Ford	Escort	1.1	68-72	Kent	4	Autolite
	Ford	Escort	1.3	68-81	Kent	4	Autolite
	Ford	Escort	1.6	70-72	Kent	4	Autolite


Parts Listing - Ignition Components

Condensors - Continued

EP30 - Cont.	Make	Model	Derivative	Year	Engine	Cyl	System
	Ford	Escort	2.0	78-80	KLN	4	Autolite
	Ford	Granada	2.0	78-86	KLN	4	Autolite
	Ford	Granada	2.5 & 3.0	73-86	Essex	6	Autolite
	Ford	Sierra	3.0	84-89	Essex	6	Autolite
	Ford	Transit	1.7L	66-73	Essex	4	Autolite

EP59	Make	Model	Derivative	Year	Engine	Cyl	System
	Dodge		Avenger (Chrysler Eng)	75-78	OHV	4	Lucas
	Dodge		Dodge (Husky)	75-78	OHV	4	Lucas
	Jaguar	XJ6 Series II	2.8	83-87	OHC	6	Lucas
	Jaguar	XJ6 Series II	Exec Series II	74-80	Twin OHC	6	Lucas
	Land Rover	110	2.5	88-01	OHV	4	Lucas
	Land Rover		Series III Pick-up & Bus	81-86	6 Cyl	6	Lucas
	Leyland	Marina	1.6	77-79	OHV	4	Lucas
	Leyland	Marina	2.6	75-78	OHC	6	Lucas
	Leyland		Apache & TC (1275cc)	71-78	OHV	4	Lucas
	Mini		1275	73-84	OHV	4	Lucas
Rover		2600	78-84	OHC	6	Lucas	


EP153	Make	Model	Derivative	Year	Engine	Cyl	System
	Citroen		1.2 & 1.3	73-76	OHV	4	Duc
	Hillman		1.6 & 2.0	68-77	OHV	4	Duc
	Peugeot		204, 304, 404, 504, 505SR	66-85	OHC	4	Duc
	Renault	R5	1.3	77-85	OHV	4	Duc
	Renault	R5	1.3	75-82	OHV	4	Duc
	Renault	R5	1.4	82-85	OHV	4	Duc
	Renault	R8	1.3	68-70	OHV	4	Duc
	Renault	R10	1.0	68-75	OHV	4	Duc
	Renault	R12	1.3	68-75	OHV	4	Duc
	Renault	R16	1.6	68-75	OHV	4	Duc
	Simca		All Models	55-68		4	Duc


EP178	Make	Model	Derivative	Year	Engine	Cyl	System
	Alfa Romeo	Alfasud	1200	74-78	OHC	4	Duc
	Alfa Romeo	Alfasud	1300	77-79	OHC	4	Duc
	Alfa Romeo	Alfasud	1500	78-80	OHC	4	Duc
	Citroen		Club	73-79	OHC	4	Duc
	Dodge		Avenger 1600 (Peug.Eng)	74-75	XC7	4	Duc
	Dodge		Dodge (Husky)	75-78	OHV	4	Duc


Parts Listing - Ignition Components





Condensors - Continued

EP181	Make	Model	Derivative	Year	Engine	Cyl	System
	Hillman	Hunter	1600	67-75	OHV	4	Paris-Rhone
	Peugeot		404, 504, 505	71-85	OHV	4	Paris-Rhone

EP182	Make	Model	Derivative	Year	Engine	Cyl	System
	Peugeot	305	1.5	79-84	OHC	4	Duc
	Peugeot		504, 505	81-85	OHC	4	Duc


EP237	Make	Model	Derivative	Year	Engine	Cyl	System
	Fiat	124	1.6	73-77	Twin OHC	4	Marelli
	Fiat	131	1.6	78-80	OHV	4	Marelli
	Fiat	132	1.6 & 1.8	75-78	Twin OHC	4	Marelli
	Fiat	Elita	2.0	78-80	Twin OHC	4	Marelli
	Fiat	X1/9	1.3	77-80	OHC	4	Marelli


EP254	Make	Model	Derivative	Year	Engine	Cyl	System
	Volkswagen	Beetle	1.2	51-65	Small Dist	4	Bosch
	Volkswagen	Beetle	1.3	66-67	6V	4	Bosch
	Volkswagen	Beetle	1.5	67-71	6V	4	Bosch
	Volkswagen	Beetle	1.5	67-70	12V	4	Bosch
	Volkswagen	Beetle	1.6	67-70	Air Cooled	4	Bosch
	Volkswagen	Fastback & Variant	1.6	66-69	Air Cooled	4	Bosch
	Volkswagen	Kombis	1.5	66-68	Air Cooled	4	Bosch
	Volkswagen	Kombis	1.8	66-68	FLAT	4	Bosch
	Volkswagen	Kombis	1.6 Pick-up	66-80	AD, AS	4	Bosch


EP263	Make	Model	Derivative	Year	Engine	Cyl	System
	Alfa Romeo	Alfetta	1.8	75-77	DOHC	4	Bosch
	Alfa Romeo	Alfetta	2.0	76-82	DOHC	4	Bosch
	Alfa Romeo	Berlina	1750	69-73	DOHC	4	Bosch
	Alfa Romeo	Giulia	1.3	66-70	DOHC	4	Bosch
	Alfa Romeo	Giulia	1.6	69-71	DOHC	4	Bosch
	Alfa Romeo	Giulia	1.5 L Sprint Veloce	80-85	OHC	4	Bosch
	Alfa Romeo	Giulietta	1.8	79-82	DOHC	4	Bosch
	Alfa Romeo	GTV	1750	69-73	DOHC	4	Bosch
	Alfa Romeo	GTV	2000	72-77	DOHC	4	Bosch
	BMW	1800SA	1.8	73-75	118	4	Bosch
	BMW	2000 SA	2.0	69-73	2.0	4	Bosch


Parts Listing - Ignition Components


Condensators - Continued

EP263 - Cont.	Make	Model	Derivative	Year	Engine	Cyl	System
	BMW	2000 SA	3.0	72-78	M30, B30	6	Bosch
	BMW	2000 SA	2500	69-74	125	6	Bosch
	BMW	2000 SA	2800	69-72	M30, B28	6	Bosch
	BMW	5 Series	1.8	75-79	118	4	Bosch
	BMW	5 Series	2.0	79-82	M10, B20	4	Bosch
	BMW	5 Series	2.0	74-79	121	4	Bosch
	BMW	5 Series	2.8	75-79	M30, B28	6	Bosch
	BMW	5 Series	3.0	76-80	M30, B30	6	Bosch
	BMW	5 Series	2.8i	79-85	M30, B28	6	Bosch

EP282	Make	Model	Derivative	Year	Engine	Cyl	System
	Ford	20M	2.5	69-72	Essex	6	Bosch
	Ford	Cortina	2.0	71-83	KLN	4	Bosch
	Ford	Granada	2.0	78-86	KLN	4	Bosch

EP284	Make	Model	Derivative	Year	Engine	Cyl	System
	Volvo	144	2.0	68-76	B20B	4	Bosch
	Volvo	144	2.0	73-76	B20E	4	Bosch
	Volvo	122 S	2.0	69-70	B20	4	Bosch


EP291	Make	Model	Derivative	Year	Engine	Cyl	System
	Volkswagen	411 & 412	ALL	69-74	OHC	4	Bosch
	Volkswagen	Beetle	1.6	70-75	Air Cooled	4	Bosch
	Volkswagen	Kombis	1.6	68-74	AD, AS	4	Bosch
	Volkswagen	Kombis	1.7	72-73	Air Cooled	4	Bosch
	Volkswagen	Kombis	1.8	68-83	FLAT	4	Bosch
	Volkswagen	Beetle	1.3	66-79	12V	4	Bosch


EP292	Make	Model	Derivative	Year	Engine	Cyl	System
	Audi	80	1.6	76-81	OHC	4	Bosch
	Audi	100	Coupe S	72-76	OHV	4	Bosch
	Audi	Super 90	1.6	68-72	OHV	4	Bosch
	Mercedes Benz		220	68-73	OHC	4	Bosch
	Mercedes Benz		200 (110-010)	65-68	OHC	4	Bosch
	Volkswagen	Passat	1.3	74-75	OHC	4	Bosch
	Volkswagen	Passat	1.5	74-75	OHC	4	Bosch
	Volkswagen	Passat	1.6	76-85	OHC	4	Bosch

Parts Listing - Ignition Components




Condensors - Continued


EP300	Make	Model	Derivative	Year	Engine	Cyl	System
	Chevrolet	LUV	1.6	72-78	KB20	4	Denso
	Chevrolet	LUV	1.6	72-78	KB20	4	Hitachi
	Isuzu		KB All	78-89	G161, G180, G200, 4ZD1	4	Denso
	Mazda	616	1.6	71-74	NA	4	Mitsubishi
	Mazda	B Series	1.5	67-71	UD	4	Mitsubishi
	Mazda		1200	70 on	TB	4	Mitsubishi
	Mazda		1300	70-74	TC	4	Mitsubishi
	Mazda		1000 Pick-up	69-79	OHV	4	Mitsubishi
	Mitsubishi	COLT	1100	68-73	OHV	4	Mitsubishi
	Mitsubishi	GS	1.6	72-78	4G32	4	Mitsubishi
	Mitsubishi	GS	1.6	76-79	OHV	4	Mitsubishi
	Nissan	1 Tonner	1.6 & 1.8	88-95	L16, L18	4	Mitsubishi
	Nissan	Caball	2.0	66-84	H20	4	Hitachi
	Nissan	Cabstar	2.8L	84-05	L28	6	Hitachi
	Nissan	E20	1.6	71-81	J16	4	Hitachi
	Nissan	E20	1.8	81-05	L18	4	Mitsubishi
	Nissan	E20	2.0	81-05	H20	4	Mitsubishi
	Nissan	E20	2.0 IMPORT DIST	81-05	H20, L18	4	Mitsubishi
	Nissan	Junior Pick-up	2.0	66-73	H20	4	Hitachi
	Nissan	Patrol	4.0	74-80	OHV	6	Hitachi
	Nissan	Safari	2.8	82-90	L28	6	Hitachi
	Nissan	Sani	2.2	86-88	Z22	4	Mitsubishi
	Nissan	Sunny	1.0	67-71	OHV	4	Hitachi
	Nissan		1400	80-10	A14S	4	Hitachi
	Nissan		1400	80-10	A14S	4	Mitsubishi
	Nissan		1500	70-79	J15	4	Hitachi
	Nissan		1800	80-88	L18S	4	Hitachi
	Nissan		1200 & 120Y	71-80	L12	4	Hitachi
	Nissan		2200 Tracker 4x4	85-88	Z22	4	Mitsubishi
	Nissan		All 1200, 1400, 1500, 1600, 1800, 2.0L	72-87	A12, L14, E15, L16, L18, L20	4	Hitachi
Nissan		All 2300, 2400, 260C, 280L	69-71	L23, 24, 26, 28	6	Hitachi	
Nissan		Bluebird	65-70	J13	4	Hitachi	


EP316	Make	Model	Derivative	Year	Engine	Cyl	System
	Toyota	Landcruiser	FJ 45 3.8 & 4.2	71-85	2F	6	Denso
	Toyota	Landcruiser	FJ75 4.0	86-90	3F	6	Denso
	Toyota	Stout	1.8	61-67	3R	4	Denso


Parts Listing - Ignition Components


Condensators - Continued

EP325	Make	Model	Derivative	Year	Engine	Cyl	System
	Daihatsu	LDV	DV23T, DV23L 2.0L	74-79	5R	4	Denso
	Daihatsu	LDV	F110, F118 15L	70-74	OHV	4	Denso
	Daihatsu	LDV	F118B, F118BW 1.9L	69-74	OHV	4	Denso
	Mazda	F Series	1.0	69-75	PB	4	Mitsubishi
	Mazda	F Series	1.3	77-80	TC	4	Mitsubishi
	Toyota	Conquest/Corolla	1.6	80-82	2TB	4	Denso
	Toyota	Corolla	1.3	80-85	4K	4	Denso
	Toyota	Corolla L.D.V.	1.2	73-82	3K	4	Denso
	Toyota	Corona	2.0	69-73	18R	4	Denso
	Toyota	Corona	1.6 & 1.7	69-74	12R, 7R	4	Denso
	Toyota	Corona L.D.V.	1.6	66-73	8R	4	Denso
	Toyota	Dyna	2.0	68-84	5R	4	Denso
	Toyota	Hi-Ace/Hilux	1.5	69-70	2R	4	Denso

EP341	Make	Model	Derivative	Year	Engine	Cyl	System
	Mazda	B Series	1.6	71-86	NA	4	Mitsubishi
	Mazda	B Series	1.8	78-82	VC	4	Mitsubishi
	Mazda	Capella	1.6	74-79	NA	4	Mitsubishi
	Mazda	Capella	1.8	75-79	VC	4	Mitsubishi

EP344	Make	Model	Derivative	Year	Engine	Cyl	System
	Nissan	1 Tonner	2.4	88-95	Z24S	4	Mitsubishi


EP368	Make	Model	Derivative	Year	Engine	Cyl	System
	Mitsubishi	Colt	2000 GL II	76-77	4G52	4	Mitsubishi


EP387	Make	Model	Derivative	Year	Engine	Cyl	System
	Audi	100	100 4	77-84	OHC	4	Bosch
	Volkswagen	Golf I	1.5	78-84	OHC	4	Bosch
	Volkswagen	Golf I	1.6	78-84	OHC	4	Bosch
	Volkswagen	Golf II	1.3	84-87	GY	4	Bosch
	Volkswagen	Jetta	1.5	80-85	OHC	4	Bosch
	Volkswagen	Kombis	2.0 1/2 Ton Pick-up	81-83	OHC	4	Bosch
	Volkswagen	Passat	1.3	76-85	OHC	4	Bosch
	Volkswagen	Passat	1.5	76-80	OHC	4	Bosch


Parts Listing - Ignition Components





Condensators - Continued


EP392	Make	Model	Derivative	Year	Engine	Cyl	System
	Mazda	323	1.3	77-81	TC	4	Mitsubishi
	Mazda	323	1.4	79-81	UC	4	Mitsubishi
	Mazda	B Series	1.6	71-86	NA	4	Mitsubishi
	Mazda	B Series	2.0	82-86	MA	4	Mitsubishi
	Mazda	Capella	1.8	75-79	VC	4	Mitsubishi

EP431	Make	Model	Derivative	Year	Engine	Cyl	System
	Alfa Romeo	Alfetta	1.6 1.8	73-80	DOHC	4	Bosch
	Audi	100	100S, 100L	70-77	OHV	4	Bosch

EP432	Make	Model	Derivative	Year	Engine	Cyl	System
	Volkswagen	Beetle	1.6	75-79	Air Cooled	4	Bosch
	Volkswagen	Kombis	1.6 Fleet-Line	75-78	AD, AS	4	Bosch


EP435	Make	Model	Derivative	Year	Engine	Cyl	System
	Ford	Cortina	3.0	80-83	ESSEX	6	Bosch
	Ford	Courier	3.0, V6	86-89	ESSEX	6	Bosch
	Ford	Granada	3.0	73-86	ESSEX	6	Bosch
	Ford	Sierra	3.0	84-89	ESSEX	6	Bosch
	Mazda	B Series	3.0, V6	86-06	ESSEX	6	Bosch
	Svm		3.0, 4X4	89-00	ESSEX	6	Bosch


EP553	Make	Model	Derivative	Year	Engine	Cyl	System
	Mercedes Benz		230 (123)	77-81	OHC	4	Bosch
	Mercedes Benz		230/4	75-77	OHC	4	Bosch
	Mercedes Benz		250 SE (108-014)	66-68	OHC	6	Bosch


EP555	Make	Model	Derivative	Year	Engine	Cyl	System
	Volkswagen	Golf I	1.1	78-81	OHC	4	Bosch
	Volkswagen	Golf I	1.3	79-84	OHC	4	Bosch
	Volkswagen	Jetta	1.3	80-85	OHC	4	Bosch


Parts Listing - Ignition Components

Condensators - Continued

EP558	Make	Model	Derivative	Year	Engine	Cyl	System
	Opel	Ascona	1.3	82-85	1.3SC	4	Bosch
	Opel	Kadett	1.3	80-85	1.3SC NVH	4	Bosch

EP657	Make	Model	Derivative	Year	Engine	Cyl	System
	Mitsubishi	Galant	2.6	79-84	G54B	4	Mitsubishi


EP658	Make	Model	Derivative	Year	Engine	Cyl	System
	Mazda	323	1.6	79-81	4G32	4	Mitsubishi
	Mazda	626	1.6	83-86	F6	4	Mitsubishi
	Mazda	E2000	2.0	67-80	VA	4	Mitsubishi
	Mitsubishi	Colt	1.6	94-10	4G32	4	Mitsubishi
	Mitsubishi	Colt	1.6	82-85	4G32	4	Denso
	Mitsubishi	Colt	1.8	83-87	4G62	4	Denso
	Mitsubishi	Colt	2.6	95-98	4G54	4	Mitsubishi
	Mitsubishi	Galant	1.6	77-84	G32B	4	Mitsubishi
	Mitsubishi	Tredia	1.4	83-85	4G12	4	Mitsubishi


EP662	Make	Model	Derivative	Year	Engine	Cyl	System	
 If double lead use EP702	Daihatsu	Charade	All	83-85	GB22	3	Denso	
	Mitsubishi	Colt	2.0	94-97	4G63	4	Denso	
	Suzuki		SJ 410	83-89	F10A	4	Denso	
	Toyota	Conquest/Corolla	1.3 12V	85-87	2E	4	Denso	
	Toyota	Conquest/Corolla	1.6 Sprinter	80-85	2T	4	Denso	
	Toyota	Corolla	1.2	78-80	3K	4	Denso	
	Toyota	Corona	1.8 & 1.9	69-80	16R, 8R	4	Denso	
	Toyota	Cressida	1.8	80-86	3T	4	Denso	
	Toyota	Hi-Ace/Hilux	1.6	71-82	12R	4	Denso	
	Toyota	Hi-Lux	1.6	72-86	12R, 1Y	4	Denso	
	Toyota	Hi-Lux	2.0	75-84	18R	4	Denso	
	Toyota	Hi-Lux	2.0	80-84	18R	4	Denso	
	Toyota	Landcruiser	FJ75 4.0	90-92	3F	6	Denso	
	Toyota	Stallion	1.5	87-91	5K	4	Denso	
	Toyota	TUV	1.3	82-86	4K	4	Denso	
	Toyota	TUV	1.5	86-88	5K	4	Denso	


Parts Listing - Ignition Components




Condensors - Continued


EP696	Make	Model	Derivative	Year	Engine	Cyl	System
	Toyota	Conquest/Corolla	1.3	84-85	2A-L	4	Denso
	Toyota	Conquest/Corolla	1.6	74-80	2T	4	Denso
	Toyota	Conquest/Corolla	1.6	84-88	4A	4	Denso
	Toyota	Conquest/Corolla	1.8	80-85	3T	4	Denso
	Toyota	Corolla L.D.V.	1.6	83-89	2T	4	Denso


EP701	Make	Model	Derivative	Year	Engine	Cyl	System
	Ford	Triton	2.6	85-93	4G54	4	Mitsubishi
	Mazda	B Series	2.6	88-10	4G54	4	Mitsubishi
	Mazda	Marathon	T2000	81-85	VA	4	Mitsubishi
	Mitsubishi	Galant	2.0	77-84	4G52	4	Mitsubishi

EP702	Make	Model	Derivative	Year	Engine	Cyl	System
	Toyota	Cressida	2.0	81-83	18R	4	Denso
	Toyota	Cressida	2.0	81-86	21R	4	Denso
	Toyota	Dyna	2.0 & 2.2	85-92	3Y, 4Y	4	Denso
	Toyota	Hi-Ace/Hilux	2.0	75-84	18R	4	Denso
	Toyota	Hi-Ace/Hilux	1.8 & 2.0 & 2.2	83-92	2Y, 3Y, 4Y	4	Denso
	Toyota	Stout	2.2	87-09	4Y	4	Denso

If single lead use EP662


EP703	Make	Model	Derivative	Year	Engine	Cyl	System
	Mazda	323	1.3 & 1.5	82-83	E3, E5	4	Mitsubishi


EP730	Make	Model	Derivative	Year	Engine	Cyl	System
	Ford	Courier	1.6	86-90	F6	4	Mitsubishi
	Ford	Courier	1.8	91-95	F8	4	Mitsubishi
	Ford	Courier	2.0	86-90	FE	4	Mitsubishi
	Mazda	B Series	1.6	86-90	F6	4	Mitsubishi
	Mazda	B Series	2.0	86-90	FE	4	Mitsubishi


EP764	Make	Model	Derivative	Year	Engine	Cyl	System
	Ford	Courier	2.2	86-93	FE	4	Mitsubishi
	Ford	Spectron	2.2	91-95	F2	4	Mitsubishi
	Mazda	B Series	2.0	86-94	2	4	Mitsubishi
	Mazda	Marathon	2.2	91-95	F2	4	Mitsubishi

Parts Listing - Ignition Components

Condensators - Continued

FA82	Make	Model	Derivative	Year	Engine	Cyl	System
	Ford	F Series	4.0L	66-81	240	6	Autolite
	Ford	F Series	5.0L	66-81	500, 300	6	Autolite
	Ford	Fairlane 500	5.8L	68-74	302	8	Autolite
	Ford	Fairmont	5.7L	70-73	Cleveland	8	Autolite
	Ford	Ranchero	V8	71-76	Windsor	8	Autolite

MO5	Make	Model	Derivative	Year	Engine	Cyl	System
	Jeep		(2x475, 4x475, FC150)	60-62	OHV	4	Autolite
	Jeep		(Dist. 1 AT 4405)	63-65	OHV	4	Autolite
	Jeep		(Dist. 1AT 4502)	until 68	OHV	4	Autolite
	Jeep		(Dist. 1AY 4401)	until 63	OHV	4	Autolite
	Jeep		226 Eng. (Dist.1AT 4404)	60-64	OHV	6	Autolite
	Jeep		230 Eng. (Dist.1At 4416)	63-65	OHV	6	Autolite
	Jeep		All Models	until 68	OHV	4	Autolite
	Jeep		FJ3A (Dist.1AT 4405)	60-62	OHV	4	Autolite
	Studebaker		All Models	59-64		6	Autolite
	Studebaker		Most Models	62-64		8	Autolite
	Chrysler		383 SE	until 70	OHV	8	Chrysler
	Chrysler		All Models	59-65	OHV	8	Autolite
	Chrysler		All Models	59-63	OHV	8	Autolite
	Chrysler		All Models	62-68	OHV	8	Chrysler
	Chrysler		Valiant	until 61	OHV	6	Chrysler
	Dodge		(383, 143)	64-74	OHV	8	Chrysler
	Dodge		All models (Dist.1BR)	60-67	OHV	6	Autolite
	Dodge		All Models (Eng 170, 225)	until 61	OHV	6	Chrysler
	Dodge		All Models (Eng 318, 361)	62-63	OHV	8	Chrysler
	Dodge		SE 3.7L	72-75	225	6	Chrysler
Dodge		W/O Loadflight (Eng.710)	until 62	OHV	6	Chrysler	

RR10	Make	Model	Derivative	Year	Engine	Cyl	System
	Opel	Kadett	1.2	80-85	1.2S	4	Delco
	Opel	Manta	1.9	71-76	1.9	4	Delco

Parts Listing - Ignition Components





Condensators - Continued


RR175	Make	Model	Derivative	Year	Engine	Cyl	System
	Bedford		CF/HA Van 1.2L, 1.6L	66-73	OHV	4	Delco
	Chevrolet	C SERIES	C10, C20, 4.0L	74-80	250	6	Delco
	Chevrolet	C SERIES	C10, C20, 5.0L	69-73	250, 292	8	Delco
	Chevrolet	Chevrolet	1.3	75-78	76, 6	4	Delco
	Chevrolet	Chevrolet	1.9	75-78	120	4	Delco
	Chevrolet	Chevrolet	2.5	73-78	153	4	Delco
	Chevrolet	Chevrolet	3.8	79-82		6	Delco
	Chevrolet	Chevrolet	4.1	79-82		6	Delco
	Chevrolet	Chevair	1.6	76-82	OHV	4	Delco
	Chevrolet	Chevair	2.0	76-82	OHV	4	Delco
	Chevrolet	Chevair	2.3	76-82	OHV	4	Delco
	Chevrolet	Constantia	V8, 5.0L	72-75	308	8	Delco
	Chevrolet	Firenza	1.2	71-73	70, 7	4	Delco
	Chevrolet	Firenza	1.3	73-75	76, 6	4	Delco
	Chevrolet	Firenza	2.5	71-75	153	4	Delco
	Chevrolet	Hatch	1.3	76-78	76, 6	4	Delco
	Chevrolet	Hatch	1.9	76-78	120	4	Delco
	Chevrolet	Impala	5.4L	65-70	327	8	Delco
	Chevrolet	Nomad	2.5	76-80	153	4	Delco
	Chevrolet	Rekord	2.3	78-81	141	4	Delco
	Chevrolet	Rekord	5.8L	71-73	308350	8	Delco
	Chevrolet		Ascona	78-81	76, 6	4	Delco
	Dodge		Dodge (Husky)	75-78	OHV	4	Delco
	Holden		All Models	67-71	OHV	6	Delco
	Holden		All Models	67-70	OHV	8	Delco
	Holden		Belmont Pick-up	67-71	OHV	6	Delco
	Jeep		(Dist. 1110376)	until 68	OHV	6	Delco
	Jeep		225 Engine	until 67	OHV	6	Delco
	Jeep		232 Engine	66-67	OHV	6	Delco
	Jeep		237 Engine	66-67	OHV	8	Delco
Jeep		All Models	until 68	OHV	8	Delco	
Opel	Kadett	1.2	66-73	1.2S	4	Delco	
Opel	Rekord	2.3 & 2.5	66-71	OHV	4	Delco	
Rambler		2.5	68-73	130	4	Delco	
Rambler		3.8	70-73	OHV	6	Delco	
Rambler		4.1	73-76	250	6	Delco	
Studebaker		All Models	65-66		6	Delco	
Studebaker		All Models	65-66		8	Delco	
Studebaker		Lark, Regal	60-61		8	Delco	
Triumph	Spitfire III	1.3	69-71	OHV	4	Delco	
Vauxhall		Viva	67-71	OHV	4	Delco	

Parts Listing - Ignition Components

Contact sets - Continued

CS201	Make	Model	Derivative	Year	Engine	Cyl	System
	Bedford		10/12 CWT Van	46-52	OHV	4	Lucas
	Ford	Granada	Popular, Prefect	54-68	OHV	4	Lucas
	Ford		Anglia	46-68	OHV	4	Lucas
	Leyland		A90	49-52	OHV	4	Lucas
	Massey Ferguson		All (Vaal Japie)			4	Lucas


CS207M	Make	Model	Derivative	Year	Engine	Cyl	System
	Hillman	Vogue	1600	67-77	OHV	4	Lucas
	Jaguar	XJ6	2.8	70-73	Twin OHC	6	Lucas
	Jaguar	XJ6	4.2	69-77	Twin OHC	6	Lucas
	Jaguar	XJ6 Series II	3.8	65-68	Twin OHC	6	Lucas
	Jaguar	XJ6 Series II	MK10, 420G	65-72	Twin OHC	6	Lucas
	Land Rover		88	65-80	OHV	4	Lucas
	Land Rover		109 Pick-up & Bus	68-80	OHV	6	Lucas
	Land Rover		Landrover 2.6	67-68	OHV	6	Lucas
	Leyland	Marina	2.6	75-78	OHC	6	Lucas
	Leyland		A110, Westminster	62-68	OHV	6	Lucas
	Leyland		Austin 1800	66-73	OHV	4	Lucas
	Mini		850 & 1.0	65-73	OHV	4	Lucas
	Rover		2000	65-74	OHC	4	Lucas
	Triumph	Chicane	2.5	73-74	OHV	6	Lucas
	Triumph	Herald	1.2	67-69	OHV	4	Lucas
	Triumph	Herald	1.3	67-69	OHV	4	Lucas
	Triumph	Herald	1.5	68-71	OHV	4	Lucas
	Triumph	Spitfire II	1.2	65-68	OHV	4	Lucas
	Triumph	Spitfire III	2.0	65-76	OHV	6	Lucas
	Wolseley		1100, 11/55	68-72	OHV	4	Lucas
Wolseley		1100, 16/60	63-67	OHV	4	Lucas	
Wolseley		6/110	62-68	OHV	6	Lucas	


CS208	Make	Model	Derivative	Year	Engine	Cyl	System
	Dodge		Avenger (Chrysler Eng)	75-78	OHV	4	Lucas
	Dodge		Dodge (Husky)	75-78	OHV	4	Lucas
	Jaguar	XJ6 Series II	2.8	83-87	OHC	6	Lucas
	Jaguar	XJ6 Series II	Exec Series II	74-80	Twin OHC	6	Lucas
	Land Rover		Series III Pick-up & Bus	81-86	6 Cyl	6	Lucas
	Leyland	Marina	1.6	77-79	OHV	4	Lucas
	Leyland		Apache & TC (1275cc)	71-78	OHV	4	Lucas
	Mini		1275	73-84	OHV	4	Lucas
	Rover		2600	78-84	OHC	6	Lucas
	Triumph	Chicane	2.5 PI	71-75	OHV	6	Lucas


Parts Listing - Ignition Components





Contact sets - Continued

CS209	Make	Model	Derivative	Year	Engine	Cyl	System
	Land Rover	110	2.5	88-01	OHV	4	Lucas

CS216	Make	Model	Derivative	Year	Engine	Cyl	System
	Land Rover	110	V8	83-88	OHV	8	Lucas
	Land Rover		Rangerover	79-01	OHV	8	Lucas
	Rover		3500 V8	69-75	OHV	8	Lucas


CS218	Make	Model	Derivative	Year	Engine	Cyl	System
	Fiat	128	1.3	73-80	OHC	4	Marelli
	Fiat	131	2.0	78-80	Twin OHC	4	Marelli


CS252	Make	Model	Derivative	Year	Engine	Cyl	System
	Citroen		1.2 & 1.3	73-76	OHV	4	Duc
	Hillman		1.6 & 2.0	68-77	OHV	4	Duc
	Peugeot		204, 304, 404, 504, 505SR	66-85	OHC	4	Duc
	Renault	R5	1.3	77-85	OHV	4	Duc
	Renault	R5	1.3	75-82	OHV	4	Duc
	Renault	R8	1.3	68-70	OHV	4	Duc
	Renault	R10	1.0	68-75	OHV	4	Duc
	Renault	R12	1.3	68-75	OHV	4	Duc
	Renault	R16	1.6	68-75	OHV	4	Duc
	Simca		All Models	55-68		4	Duc


CS257	Make	Model	Derivative	Year	Engine	Cyl	System
	Peugeot	305	1.5	79-84	OHC	4	Duc


Parts Listing - Ignition Components


Contact sets - Continued

CS260	Make	Model	Derivative	Year	Engine	Cyl	System
	Peugeot		504, 505	81-85	OHC	4	Duc

CS262	Make	Model	Derivative	Year	Engine	Cyl	System
	Renault	R5	1.4	82-85	OHV	4	Duc

CS307	Make	Model	Derivative	Year	Engine	Cyl	System
	Volkswagen	Beetle	1.2	51-65	Small Dist	4	Bosch
	Volkswagen	Beetle	1.3	66-67	6V	4	Bosch
	Volkswagen	Beetle	1.5	67-71	6V	4	Bosch
	Volkswagen	Beetle	1.6	67-70	Air Cooled	4	Bosch
	Volkswagen	Fastback & Variant	1.6	66-69	Air Cooled	4	Bosch
	Volkswagen	Kombis	1.5	66-68	Air Cooled	4	Bosch


CS312	Make	Model	Derivative	Year	Engine	Cyl	System
	Hillman	Hunter	1600	67-75	OHV	4	Paris-Rhone
	Peugeot		404, 504, 505	71-85	OHV	4	Paris-Rhone
	Volkswagen	Beetle	1.5	67-70	12V	4	Bosch
	Volkswagen	Kombis	1.8	66-68	FLAT	4	Bosch
	Volkswagen	Kombis	1.6 Pick-up	66-80	AD, AS	4	Bosch

CS313	Make	Model	Derivative	Year	Engine	Cyl	System
	Alfa Romeo	Alfasud	1200	74-78	OHC	4	Bosch
	Alfa Romeo	Alfasud	1300	77-79	OHC	4	Bosch
	Alfa Romeo	Alfasud	1500	78-80	OHC	4	Bosch
	Alfa Romeo	Alfetta	1.8	75-77	DOHC	4	Bosch
	Alfa Romeo	Alfetta	2.0	76-82	DOHC	4	Bosch
	Alfa Romeo	Alfetta	1.6, 1.8	73-80	DOHC	4	Bosch
	Alfa Romeo	Berlina	1750	69-73	DOHC	4	Bosch
	Alfa Romeo	Giulia	1.3	66-70	DOHC	4	Bosch
	Alfa Romeo	Giulia	1.6	69-71	DOHC	4	Bosch
	Alfa Romeo	Giulia	1.5L Sprint Veloce	80-85	OHC	4	Bosch
	Alfa Romeo	Giulietta	1.8	79-82	DOHC	4	Bosch
	Alfa Romeo	GTV	1750	69-73	DOHC	4	Bosch
	Alfa Romeo	GTV	2000	72-77	DOHC	4	Bosch

Parts Listing - Ignition Components





Contact sets - Continued


CS313 - Cont.	Make	Model	Derivative	Year	Engine	Cyl	System
	Audi	80	1.6	76-81	OHC	4	Bosch
	Audi	100	100 4	77-84	OHC	4	Bosch
	Audi	100	100S, 100L	70-77	OHV	4	Bosch
	Audi	100	Coupe S	72-76	OHV	4	Bosch
	Audi	Super 90	1.6	68-72	OHV	4	Bosch
	BMW	1800SA	1.8	73-75	118	4	Bosch
	BMW	2000 SA	2.0	69-73	2.0	4	Bosch
	BMW	2000 SA	3.0	72-78	M30, B30	6	Bosch
	BMW	2000 SA	2500	69-74	125	6	Bosch
	BMW	2000 SA	2800	69-72	M30, B28	6	Bosch
BMW	5 Series	1.8	75-79	118	4	Bosch	
BMW	5 Series	2.0	79-82	M10, B20	4	Bosch	
BMW	5 Series	2.0	74-79	121	4	Bosch	
BMW	5 Series	2.5	74-79	125	6	Bosch	
BMW	5 Series	2.8	75-79	M30, B28	6	Bosch	
BMW	5 Series	3.0	76-80	M30, B30	6	Bosch	
BMW	5 Series	2.8i	79-85	M30, B28	6	Bosch	
BMW	7 Series	2.8	78-80	M30, B28	6	Bosch	
BMW	7 Series	3.0	78-80	M30, B30	6	Bosch	
Chevrolet	Caprice	5.0L	75-79	308	8	Bosch	
Chevrolet	Chevrolet	4.0	75-78	250	8	Bosch	
Chevrolet	Constantia	V8, 5.0L	69-72	308	8	Bosch	
Chevrolet	El Camino	3.3L	71-72	302	6	Bosch	
Chevrolet	El Camino	5.0L	72-78	308	8	Bosch	
Chevrolet	Rekord	2.0	80-82	121	4	Bosch	
Ford	20M	2.5	69-72	Essex	6	Bosch	
Ford	Cortina	2.0	71-83	KLN	4	Bosch	
Ford	Cortina	3.0	80-83	Essex	6	Bosch	
Ford	Courier	3.0, V6	86-89	Essex	6	Bosch	
Ford	Fairmont	3.6L	69-72	221	6	Bosch	
Ford	Granada	2.0	78-86	KLN	4	Bosch	
Ford	Granada	3.0	73-86	Essex	6	Bosch	
Ford	Ranchero	3.6	68-76	221	6	Bosch	
Ford	Sierra	3.0	84-89	Essex	6	Bosch	
Holden		All Models	67-70	OHV	8	Bosch	
Mazda	B Series	3.0, V6	86-06	Essex	6	Bosch	
Mercedes Benz		220	68-73	OHC	4	Bosch	
Mercedes Benz		200 (110-010)	65-68	OHC	4	Bosch	
Mercedes Benz		230 (123)	77-81	OHC	4	Bosch	
Mercedes Benz		230/4	75-77	OHC	4	Bosch	
Opel	Commodore	2.8	82-83	2.8H	6	Bosch	
Opel	Kadett	1.2	80-85	1.2S	4	Bosch	
Opel	Manta	1.6	71-74	OHV	4	Bosch	
Opel	Rekord	2	82-88	2.0S	4	Bosch	
SVM		3.0, 4x4	89-00	Essex	6	Bosch	
Volkswagen	411 & 412	All	69-74	OHC	4	Bosch	
Volkswagen	Beetle	1.6	70-75	Air Cooled	4	Bosch	
Volkswagen	Beetle	1.6	75-79	Air Cooled	4	Bosch	

Parts Listing - Ignition Components

Contact sets - Continued

CS313 - Cont.	Make	Model	Derivative	Year	Engine	Cyl	System
	Volkswagen	Golf I	1.5	78-84	OHC	4	Bosch
	Volkswagen	Golf I	1.6	78-84	OHC	4	Bosch
	Volkswagen	Golf II	1.3	84-87	GY	4	Bosch
	Volkswagen	Jetta	1.5	80-85	OHC	4	Bosch
	Volkswagen	Kombis	1.6	68-74	AD, AS	4	Bosch
	Volkswagen	Kombis	1.7	72-73	Air Cooled	4	Bosch
	Volkswagen	Kombis	1.8	68-83	Flat	4	Bosch
	Volkswagen	Kombis	1.6 Fleet-Line	75-78	AD, AS	4	Bosch
	Volkswagen	Kombis	2.0, 1/2 Ton Pick-up	81-83	OHC	4	Bosch
	Volkswagen	Passat	1.3	74-75	OHC	4	Bosch
	Volkswagen	Passat	1.3	76-85	OHC	4	Bosch
	Volkswagen	Passat	1.5	74-75	OHC	4	Bosch
	Volkswagen	Passat	1.5	76-80	OHC	4	Bosch
	Volkswagen	Passat	1.6	76-85	OHC	4	Bosch
	Volvo	144	2.0	68-76	B20B	4	Bosch
	Volvo	144	2.0	73-76	B20E	4	Bosch
	Volvo	164	3.0	73-76	B30E	6	Bosch
	Volkswagen	Beetle	1.3	66-79	12V	4	Bosch

CS314	Make	Model	Derivative	Year	Engine	Cyl	System
	Ford	Fairlane 500	5.8L	72-76	Windsor	8	Bosch
	Ford	Ranchero	V8	71-76	Cleveland	8	Bosch
	Opel	Ascona	1.3	82-85	1.3SC	4	Bosch
	Opel	Kadett	1.3	80-85	1.3SC NVH	4	Bosch
	Volkswagen	Golf I	1.1	78-81	OHC	4	Bosch
	Volkswagen	Golf I	1.3	79-84	OHC	4	Bosch
	Volkswagen	Jetta	1.3	80-85	OHC	4	Bosch
	Volvo	122 S	2.0	69-70	B20	4	Bosch


CS328	Make	Model	Derivative	Year	Engine	Cyl	System
	Mercedes Benz		250 SE (108-014)	66-68	OHC	6	Bosch
	Mercedes Benz		280 E, SE (114-060)	73-77	DOHC	6	Bosch
	Mercedes Benz		350, 380 SE	73-81	OHC	8	Bosch


CS330	Make	Model	Derivative	Year	Engine	Cyl	System
	Mercedes Benz		280 S, SE	73-81	OHC	6	Bosch

Parts Listing - Ignition Components




Contact sets - Continued


CS351	Make	Model	Derivative	Year	Engine	Cyl	System
	Chevrolet	LUV	1.6	72-78	KB20	4	Hitachi
	Ford	Triton	2.6	85-93	4G54	4	Mitsubishi
	Mazda	616	1.6	71-74	NA	4	Mitsubishi
	Mazda		1300	70-74	TC	4	Mitsubishi
	Mitsubishi	COLT	2000 GL II	76-77	4G52	4	Mitsubishi
	Mitsubishi	Colt	2.0	94-97	4G63	4	Denso
	Mitsubishi	Galant	1.6	77-84	G32B	4	Mitsubishi
	Mitsubishi	Galant	2.0	77-84	4G52	4	Mitsubishi
	Mitsubishi	Galant	2.6	79-84	G54B	4	Mitsubishi
	Mitsubishi	GS	1.6	72-78	4G32	4	Mitsubishi
	Mitsubishi	Tredia	1.4	83-85	4G12	4	Mitsubishi
	Nissan	1 Tonner	2.4	88-95	Z24S	4	Mitsubishi
	Nissan	1 Tonner	1.6 & 1.8	88-95	L16, L18	4	Mitsubishi
	Nissan	Caball	2.0	66-84	H20	4	Hitachi
	Nissan	Cabstar	2.8L	84-05	L28	6	Hitachi
	Nissan	E20	1.6	71-81	J16	4	Hitachi
	Nissan	E20	1.8	81-05	L18	4	Mitsubishi
	Nissan	E20	2.0	81-05	H20	4	Mitsubishi
	Nissan	E20	2.0 Import Dist	81-05	H20, L18	4	Mitsubishi
	Nissan	Junior Pick-up	2.0	66-73	H20	4	Hitachi
	Nissan	Patrol	4.0	74-80	OHV	6	Hitachi
	Nissan	Patrol	4.2	94-04	TB42S	6	Mitsubishi
	Nissan	Safari	2.8	82-90	L28	6	Hitachi
	Nissan	Sani	2.2	86-88	Z22	4	Mitsubishi
	Nissan	Sunny	1.0	67-71	OHV	4	Hitachi
	Nissan		1400	80-10	A14S	4	Hitachi
	Nissan		1400	80-10	A14S	4	Mitsubishi
	Nissan		1500	70-79	J15	4	Hitachi
	Nissan		1800	80-88	L18S	4	Hitachi
	Nissan		1200 & 120Y	71-80	L12	4	Hitachi
Nissan		2200 Tracker 4x4	85-88	Z22	4	Mitsubishi	
Nissan		All 1200, 1400, 1500, 1600, 1800, 2.0L	72-87	A12, L14, E15, L16, L18, L20	4	Hitachi	
Nissan		All 2300, 2400, 260C, 280L	69-71	L23, 24, 26, 28	6	Hitachi	
Nissan		Bluebird	65-70	J13	4	Hitachi	


CS353	Make	Model	Derivative	Year	Engine	Cyl	System
	Daihatsu	LDV	F110, F118, 15L	70-74	OHV	4	Denso
	Daihatsu	LDV	F118B, F118BW 1.9L	69-74	OHV	4	Denso
	Mazda	Capella	1.8	75-79	VC	4	Mitsubishi
	Mazda	Capella	1.8	75-79	VC	4	Mitsubishi
	Toyota	Hi-Ace/Hilux	1.5	69-70	2R	4	Denso
	Toyota	Stout	1.8	61-67	3R	4	Denso

Parts Listing - Ignition Components

Contact sets - Continued

CS356	Make	Model	Derivative	Year	Engine	Cyl	System
	Mitsubishi	Colt	2.6	95-98	4G54	4	Mitsubishi

CS370	Make	Model	Derivative	Year	Engine	Cyl	System
	Chevrolet	LUV	1.6	72-78	KB20	4	Denso
	Isuzu		KB All	78-89	G161, G180, G200, 4ZD1	4	Denso
	Toyota	Conquest/Corolla	1.3	84-85	2A-L	4	Denso
	Toyota	Conquest/Corolla	1.6	84-88	4A	4	Denso


CS373	Make	Model	Derivative	Year	Engine	Cyl	System
	Ford	Courier	1.6	86-90	F6	4	Mitsubishi
	Ford	Courier	1.8	91-95	F8	4	Mitsubishi
	Ford	Courier	2.0	86-90	FE	4	Mitsubishi
	Ford	Courier	2.2	86-93	FE	4	Mitsubishi
	Ford	Spectron	2.2	91-95	F2	4	Mitsubishi
	Mazda	323	1.3	77-81	TC	4	Mitsubishi
	Mazda	323	1.4	79-81	UC	4	Mitsubishi
	Mazda	323	1.6	79-81	4G32	4	Mitsubishi
	Mazda	323	1.3 & 1.5	82-83	E3, E5	4	Mitsubishi
	Mazda	626	1.6	83-86	F6	4	Mitsubishi
	Mazda	B Series	1.6	71-86	NA	4	Mitsubishi
	Mazda	B Series	1.6	71-86	NA	4	Mitsubishi
	Mazda	B Series	1.6	86-90	F6	4	Mitsubishi
	Mazda	B Series	1.8	78-82	VC	4	Mitsubishi
	Mazda	B Series	2.0	82-86	MA	4	Mitsubishi
	Mazda	B Series	2.0	86-90	FE	4	Mitsubishi
	Mazda	B Series	2.0	86-94	2	4	Mitsubishi
	Mazda	B Series	2.6	88-10	4G54	4	Mitsubishi
	Mazda	Capella	1.6	74-79	NA	4	Mitsubishi
	Mazda	Marathon	2.2	91-95	F2	4	Mitsubishi
	Mazda	Marathon	T2000	81-85	VA	4	Mitsubishi
	Mitsubishi	Colt	1600 GL	76-77	4G32	4	Mitsubishi
	Mitsubishi	GS	1.6	76-79	OHV	4	Mitsubishi


CS376	Make	Model	Derivative	Year	Engine	Cyl	System
	Daihatsu	Charade	All	83-85	GB22	3	Denso
	Daihatsu	LDV	DV23T, DV23L 2.0L	74-79	5R	4	Denso
	Mitsubishi	Colt	1.6	94-10	4G32	4	Mitsubishi
	Mitsubishi	Colt	1.6	82-85	4G32	4	Denso
	Mitsubishi	Colt	1.8	83-87	4G62	4	Denso


Parts Listing - Ignition Components



Contact sets - Continued


CS376 - Cont.	Make	Model	Derivative	Year	Engine	Cyl	System
	Suzuki		SJ 410	83-89	F10A	4	Denso
	Toyota	Conquest/Corolla	1.6	74-80	2T	4	Denso
	Toyota	Conquest/Corolla	1.6	80-82	2TB	4	Denso
	Toyota	Conquest/Corolla	1.8	80-85	3T	4	Denso
	Toyota	Conquest/Corolla	1.3 12V	85-87	2E	4	Denso
	Toyota	Conquest/Corolla	1.6 Sprinter	80-85	2T	4	Denso
	Toyota	Corolla	1.2	78-80	3K	4	Denso
	Toyota	Corolla	1.3	80-85	4K	4	Denso
	Toyota	Corolla LDV	1.2	73-82	3K	4	Denso
	Toyota	Corolla LDV.	1.6	83-89	2T	4	Denso
	Toyota	Corona	2.0	69-73	18R	4	Denso
	Toyota	Corona	1.6 & 1.7	69-74	12R, 7R	4	Denso
	Toyota	Corona	1.8 & 1.9	69-80	16R, 8R	4	Denso
	Toyota	Corona LDV.	1.6	66-73	8R	4	Denso
	Toyota	Cressida	1.8	80-86	3T	4	Denso
	Toyota	Cressida	2.0	81-83	18R	4	Denso
	Toyota	Cressida	2.6	78-80	4M	6	Denso
	Toyota	Dyna	2.0	68-84	5R	4	Denso
	Toyota	Dyna	2.0 & 2.2	85-92	3Y, 4Y	4	Denso
	Toyota	Hi-Ace/Hilux	1.6	71-82	12R	4	Denso
	Toyota	Hi-Ace/Hilux	2.0	75-84	18R	4	Denso
	Toyota	Hi-Ace/Hilux	1.8 & 2.0 & 2.2	83-92	2Y, 3Y, 4Y	4	Denso
	Toyota	Hi-Lux	1.6	72-86	12R, 1Y	4	Denso
	Toyota	Hi-Lux	2.0	75-84	18R	4	Denso
	Toyota	Hi-Lux	2.0	80-84	18R	4	Denso
	Toyota	Landcruiser	FJ 45 3.8 & 4.2	71-85	2F	6	Denso
	Toyota	Landcruiser	FJ75 4.0	86-90	3F	6	Denso
	Toyota	Landcruiser	FJ75 4.0	90-92	3F	6	Denso
	Toyota	Stallion	1.5	87-91	5K	4	Denso
	Toyota	Stout	2.0	70-87	5R	4	Denso
	Toyota	Stout	2.2	87-09	4Y	4	Denso
	Toyota	TUV	1.3	82-86	4K	4	Denso
	Toyota	TUV	1.5	86-88	5K	4	Denso


CS400	Make	Model	Derivative	Year	Engine	Cyl	System
	Mazda	E2000	2.0	67-80	VA	4	Mitsubishi
	Mazda	F Series	1.0	69-75	PB	4	Mitsubishi
	Mazda	F Series	1.3	77-80	TC	4	Mitsubishi
	Mazda		1200	70 on	TB	4	Mitsubishi
	Mazda		1000 Pick-up	69-79	OHV	4	Mitsubishi


CS401	Make	Model	Derivative	Year	Engine	Cyl	System
	Mitsubishi	COLT	1100	68-73	OHV	4	Mitsubishi


Parts Listing - Ignition Components


Contact sets - Continued

CS406	Make	Model	Derivative	Year	Engine	Cyl	System
	Toyota	Cressida	2.0	81-86	21R	4	Denso

CS753	Make	Model	Derivative	Year	Engine	Cyl	System
	Ford	F Series	4.0L	66-81	240	6	Autolite
	Ford	F Series	5.0L	66-81	500, 300	6	Autolite

CS755	Make	Model	Derivative	Year	Engine	Cyl	System
	Ford	Capri	1.6 & 2.0	69-73	Kent	4	Autolite
	Ford	Cortina	1.3 & 1.6	67-83	Kent	4	Autolite
	Ford	Escort	1.1	68-72	Kent	4	Autolite
	Ford	Escort	1.3	68-81	Kent	4	Autolite
	Ford	Escort	1.6	70-72	Kent	4	Autolite
	Ford	Fairlane 500	5.8L	65-72	Windsor	8	Autolite
	Ford	Fairlane 500	5.8L	68-74	302	8	Autolite
	Ford	Fairmont	5.7L	70-73	Cleveland	8	Autolite
	Ford	Granada	2.0	78-86	KLN	4	Autolite
	Ford	Ranchero	V8	71-76	Windsor	8	Autolite


CS758	Make	Model	Derivative	Year	Engine	Cyl	System
	Ford	17M	All	69-71	Essex	4	Autolite
	Ford	20M	3.0	71-72	Essex	6	Autolite
	Ford	Capri	3.0	70-73	Essex	6	Autolite
	Ford	Cortina	2.0	72-77	V4 OHV	4	Autolite
	Ford	Cortina	2.0	71-73	KLN	4	Autolite
	Ford	Cortina	2.0	77-83	KLN	4	Autolite
	Ford	Cortina	2.5 & 3.0	72-84	Essex	6	Autolite
	Ford	Escort	2.0	78-80	KLN	4	Autolite
	Ford	Granada	2.5 & 3.0	73-86	Essex	6	Autolite
	Ford	Sierra	3.0	84-89	Essex	6	Autolite
	Ford	Transit	1.7L	66-73	Essex	4	Autolite


CS777	Make	Model	Derivative	Year	Engine	Cyl	System
	Bedford		CF/HA Van 1.2L, 1.6L	66-73	OHV	4	Delco
	Bedford		JO, R, TJ, TK Range	60 on	OHV	6	Delco
	Chevrolet	Chevrolet	1.3	75-78	76, 6	4	Delco
	Chevrolet	Firenza	1.2	71-73	70, 7	4	Delco
	Chevrolet	Firenza	1.3	73-75	76, 6	4	Delco


Parts Listing - Ignition Components



Contact sets - Continued


CS777 - Cont.	Make	Model	Derivative	Year	Engine	Cyl	System
	Chevrolet	Hatch	1.3	76-78	76, 6	4	Delco
	Chevrolet		Ascona	78-81	76, 6	4	Delco
	Dodge		Dodge (Husky)	75-78	OHV	4	Delco
	Opel	Kadett	1.2	66-73	1.2S	4	Delco
	Triumph	Spitfire III	1.3	69-71	OHV	4	Delco
	Vauxhall		Velox & Cresta	59-67	OHV	6	Delco
	Vauxhall		Viva	67-71	OHV	4	Delco

CS786	Make	Model	Derivative	Year	Engine	Cyl	System
	Chevrolet	C Series	C10, C20, 5.0L	69-73	250, 292	8	Delco
	Chevrolet	Constantia	V8, 5.0L	72-75	308	8	Delco
	Chevrolet	Impala	5.4L	65-70	327	8	Delco
	Chevrolet	Rekord	5.8L	71-73	308350	8	Delco
	Holden		All Models	67-70	OHV	8	Delco
	Jeep		(Dist. 1110376)	until 68	OHV	6	Delco
	Jeep		225Engine	until 67	OHV	6	Delco
	Jeep		237Engine	66-67	OHV	8	Delco
	Jeep		All Models	until 68	OHV	8	Delco
	Studebaker		All Models	65-66		8	Delco
	Studebaker		Lark, Regal	60-61		8	Delco


CS788	Make	Model	Derivative	Year	Engine	Cyl	System
	Chevrolet	C Series	C10, C20, 4.0L	74-80	250	6	Delco
	Chevrolet	Chevrolet	1.9	75-78	120	4	Delco
	Chevrolet	Chevrolet	2.5	73-78	153	4	Delco
	Chevrolet	Chevrolet	3.8	79-82		6	Delco
	Chevrolet	Chevrolet	4.1	79-82		6	Delco
	Chevrolet	Chevair	1.6	76-82	OHV	4	Delco
	Chevrolet	Chevair	2.0	76-82	OHV	4	Delco
	Chevrolet	Chevair	2.3	76-82	OHV	4	Delco
	Chevrolet	Firenza	2.5	71-75	153	4	Delco
	Chevrolet	Hatch	1.9	76-78	120	4	Delco
	Chevrolet	Nomad	2.5	76-80	153	4	Delco
	Chevrolet	Rekord	2.3	78-81	141	4	Delco
	Holden		All Models	67-71	OHV	6	Delco
	Holden		Belmont Pick-up	67-71	OHV	6	Delco
	Jeep		232 Engine	66-67	OHV	6	Delco
	Opel	Rekord	2.3 & 2.5	66-71	OHV	4	Delco
	Rambler		2.5	68-73	130	4	Delco
	Rambler		3.8	70-73	OHV	6	Delco
	Rambler		4.1	73-76	250	6	Delco
	Studebaker		All Models	65-66		6	Delco


Parts Listing - Ignition Components


Distributor caps - continued


CS795	Make	Model	Derivative	Year	Engine	Cyl	System
	Opel	Kadett	1.2	80-85	1.2S	4	Delco
	Opel	Manta	1.9	71-76	1.9	4	Delco

distributor caps

D51	Make	Model	Derivative	Year	Engine	Cyl	System
	Leyland		A90	49-52	OHV	4	Lucas
	Massey Ferguson		All (Vaal Japie)			4	Lucas

EP40	Make	Model	Derivative	Year	Engine	Cyl	System
	Wolseley		1100, 16/60	63-67	OHV	4	Lucas

EP48	Make	Model	Derivative	Year	Engine	Cyl	System
	Hillman	Vogue	1600	67-77	OHV	4	Lucas
	Land Rover		88	65-80	OHV	4	Lucas
	Leyland		Austin 1800	66-73	OHV	4	Lucas
	Mini		850 & 1.0	65-73	OHV	4	Lucas
	Rover		2000	65-74	OHC	4	Lucas
	Triumph	Herald	1.2	67-69	OHV	4	Lucas
	Triumph	Herald	1.3	67-69	OHV	4	Lucas
	Triumph	Herald	1.5	68-71	OHV	4	Lucas
	Triumph	Spitfire II	1.2	65-68	OHV	4	Lucas
	Wolseley		1100, 11/55	68-72	OHV	4	Lucas


EP50	Make	Model	Derivative	Year	Engine	Cyl	System
	Ford	17M	All	69-71	Essex	4	Autolite
	Ford	Escort	2.0	78-80	KLN	4	Autolite
	Ford	Granada	2.0	78-86	KLN	4	Autolite
	Ford	Capri	1.6 & 2.0	69-73	KENT	4	Autolite
	Ford	Cortina	2.0	72-77	V4 OHV	4	Autolite
	Ford	Cortina	2.0	71-73	KLN	4	Autolite
	Ford	Cortina	2.0	77-83	KLN	4	Autolite
	Ford	Cortina	1.3 & 1.6	67-83	Kent	4	Autolite
	Ford	Escort	1.1	68-72	Kent	4	Autolite
	Ford	Escort	1.3	68-81	Kent	4	Autolite

Note firing positions offset


Parts Listing - Ignition Components





Distributor caps - continued


EP50 - Cont.	Make	Model	Derivative	Year	Engine	Cyl	System
	Ford	Escort	1.6	70-72	Kent	4	Autolite
	Ford	Transit	1.7L	66-73	Essex	4	Autolite

Note firing positions offset

EP55	Make	Model	Derivative	Year	Engine	Cyl	System
	Ford	20M	3.0	71-72	Essex	6	Autolite
	Ford	Capri	3.0	70-73	Essex	6	Autolite
	Ford	Cortina	2.5 & 3.0	72-84	Essex	6	Autolite
	Ford	Granada	2.5 & 3.0	73-86	Essex	6	Autolite
	Ford	Sierra	3.0	84-89	Essex	6	Autolite


EP56	Make	Model	Derivative	Year	Engine	Cyl	System
	Jaguar	XJ6	2.8	70-73	Twin OHC	6	Lucas
	Jaguar	XJ6 Series II	MK10, 420G	65-72	Twin OHC	6	Lucas
	Land Rover		109, Pick-up & Bus	68-80	OHV	6	Lucas
	Triumph	Chicane	2.5	73-74	OHV	6	Lucas
	Triumph	Spitfire III	2.0	65-76	OHV	6	Lucas


EP60	Make	Model	Derivative	Year	Engine	Cyl	System
	Dodge		Avenger (Chrysler Eng)	75-78	OHV	4	Lucas
	Dodge		Dodge (Husky)	75-78	OHV	4	Lucas
	Land Rover	110	2.5	88-01	OHV	4	Lucas
	Leyland	Marina	1.6	77-79	OHV	4	Lucas
	Leyland		Apache & TC (1275cc)	71-78	OHV	4	Lucas
	Mini		1275	73-84	OHV	4	Lucas


EP78	Make	Model	Derivative	Year	Engine	Cyl	System
	Land Rover	110	V8	83-88	OHV	8	Lucas
	Land Rover	Freelander	Rangerover 3.9, 4.2	92-06		8	Lucas
	Land Rover		110 3.5	86-92	OHV	8	Lucas
	Land Rover		Discovery V8	94-06	35DM8	8	Lucas
	Land Rover		Rangerover	79-01	OHV	8	Lucas
	Rover		3500 V8	69-75	OHV	8	Lucas
	Rover		3500 V8	78-84	OHV	8	Lucas

Parts Listing - Ignition Components


Distributor caps - continued


EP81	Make	Model	Derivative	Year	Engine	Cyl	System
	Jaguar	XJ6 Series II	2.8	83-87	OHC	6	Lucas
	Jaguar	XJ6 Series II	Exec Series II	74-80	Twin OHC	6	Lucas
	Land Rover		Series III Pick-up & Bus	81-86	6 Cyl	6	Lucas
	Leyland	Marina	2.6	75-78	OHC	6	Lucas
	Rover		2600	78-84	OHC	6	Lucas
	Triumph	Chicane	2.5 PI	71-75	OHV	6	Lucas


EP84	Make	Model	Derivative	Year	Engine	Cyl	System
	Ford	Bantam	1.4 & 1.6	86-93	CVH	4	Lucas
	Ford	Laser, Meteor	1.4 & 1.6	89-91	CVH	4	Lucas
	Ford	XR3	1.6	85-86	CVH	4	Lucas
	Mazda	Rustler	1.4 & 1.6	86-93	CVH	4	Lucas

EP85	Make	Model	Derivative	Year	Engine	Cyl	System
	Ford	Bantam	1.6	84-86	CVH	4	Lucas
	Ford	XR3	1.6	81-85	CVH	4	Lucas
	Mazda	Rustler	1.6	84-86	CVH	4	Lucas

Blue cap

EP87	Make	Model	Derivative	Year	Engine	Cyl	System
	Opel	Kadett, Monza	1.6	until 90	1.6SV	4	Lucas


EP90	Make	Model	Derivative	Year	Engine	Cyl	System
	Opel	Astra	140	96-06	1.4SE	4	Lucas
	Opel	Corsa	1.4	02-08	14SE	4	Lucas
	Opel	Kadett, Monza	1.6	90-02	1.6SE, SV	4	Lucas


EP93	Make	Model	Derivative	Year	Engine	Cyl	System
	Land Rover	Freelander	1.8	98-10	18 K4F	4	Lucas
	MG	MG TF	115 120 & 135	03-06	18 K4F	4	Lucas
	MG	MG ZR	105 & 120		18 K4F	4	Lucas


Parts Listing - Ignition Components




Distributor caps - continued

EP127	Make	Model	Derivative	Year	Engine	Cyl	System
	Volkswagen	Polo	1.8i	99-02	AFV	4	Valeo


EP131	Make	Model	Derivative	Year	Engine	Cyl	System
	Alfa Romeo	Alfetta	1.8	75-77	DOHC	4	Bosch
	Alfa Romeo	Alfetta	1.6 1.8	73-80	DOHC	4	Bosch
	Alfa Romeo	Giulia	1.3	66-70	DOHC	4	Bosch
	Alfa Romeo	Giulia	1.6	69-71	DOHC	4	Bosch
	Mercedes Benz		200 (110-010)	65-68	OHC	4	Bosch
	Opel	Manta	1.6	71-74	OHV	4	Bosch
	Volvo	122 S	1.8	67-68	B18B	4	Bosch


EP145	Make	Model	Derivative	Year	Engine	Cyl	System
	Volkswagen	Beetle	1.2	51-65	Small Dist	4	Bosch
	Volkswagen	Beetle	1.3	66-67	6V	4	Bosch
	Volkswagen	Beetle	1.5	67-71	6V	4	Bosch
	Volkswagen	Beetle	1.6	67-70	Air Cooled	4	Bosch
	Volkswagen	Fastback & Variant	1.6	66-69	Air Cooled	4	Bosch
	Volkswagen	Kombis	1.5	66-68	Air Cooled	4	Bosch
	Volkswagen	Kombis	1.8	66-68	Flat	4	Bosch
	Volkswagen	Kombis	1.6 Pick-up	66-80	AD, AS	4	Bosch


EP163	Make	Model	Derivative	Year	Engine	Cyl	System
	Alfa Romeo	Alfasud	1200	74-78	OHC	4	Duc
	Alfa Romeo	Alfasud	1300	77-79	OHC	4	Duc
	Alfa Romeo	Alfasud	1500	78-80	OHC	4	Duc
	Citroen		1.2 & 1.3	73-76	OHV	4	Duc
	Dodge		Avenger 1600 (Peug.Eng)	74-75	XC7	4	Duc
	Dodge		Dodge (Husky)	75-78	OHV	4	Duc
	Hillman		1.6 & 2.0	68-77	OHV	4	Duc
	Peugeot	305	1.5	79-84	OHC	4	Duc
	Peugeot	305	1.5	82-84	XR5	4	Duc
	Peugeot		504, 505	81-85	OHC	4	Duc
	Peugeot		204, 304, 404, 504, 505SR	66-85	OHC	4	Duc
	Renault	R5	1.3	75-82	OHV	4	Duc
	Renault	R8	1.3	68-70	OHV	4	Duc
	Renault	R10	1.0	68-75	OHV	4	Duc
	Renault	R12	1.3	68-75	OHV	4	Duc
	Renault	R16	1.6	68-75	OHV	4	Duc
	Simca		All Models	55-68		4	Duc

Parts Listing - Ignition Components


Distributor caps - continued


EP179	Make	Model	Derivative	Year	Engine	Cyl	System
	Citroen		Club	73-79	OHC	4	Duc
	Renault	R5	1.3	77-85	OHV	4	Duc
	Renault	R5	1.4	82-85	OHV	4	Duc

EP247	Make	Model	Derivative	Year	Engine	Cyl	System
	Toyota	Camry	2.0 & 2.2	92-93	3SFE, 5SFE	4	Denso

EP248	Make	Model	Derivative	Year	Engine	Cyl	System
	Toyota	Conquest/Corolla	1.3, 12V	88-93	2E	4	Denso

terminal set
in from side

EP269	Make	Model	Derivative	Year	Engine	Cyl	System
	BMW	2000 SA	3.0	72-78	M30B30	6	Bosch
	BMW	2000 SA	2500	69-74	125	6	Bosch
	BMW	2000 SA	2800	69-72	M30B28	6	Bosch
	BMW	5 Series	2.0	79-82	M60B20	6	Bosch
	Ford	20M	2.5	69-72	ESSEX	6	Bosch
	Holden		All Models	60-63	OHV	6	Bosch
	Mercedes Benz		230 (110-011)	66-68	OHC	6	Bosch
	Mercedes Benz		230, 230/6 (114-015)	68-77	OHC	6	Bosch
	Mercedes Benz		280 E, SE (114-060)	73-77	DOHC	6	Bosch
	Mercedes Benz		280 S (108-016)	68-73	OHC	6	Bosch
	Volvo	164	3.0	69-76	B30A	6	Bosch

EP274	Make	Model	Derivative	Year	Engine	Cyl	System
	Alfa Romeo	Alfasud	1,5	80-85	OHC	4	Bosch
	Alfa Romeo	Alfasud	1200	74-78	OHC	4	Bosch
	Alfa Romeo	Alfasud	1300	77-79	OHC	4	Bosch
	Alfa Romeo	Alfasud	1500	78-80	OHC	4	Bosch
	Alfa Romeo	Alfetta	2.0	76-82	DOHC	4	Bosch
	Alfa Romeo	Alfetta	2000	83-85	DOHC	4	Bosch
	Alfa Romeo	Berlina	1750	69-73	DOHC	4	Bosch
	Alfa Romeo	Giulia	1.5 L Sprint Veloce	80-85	OHC	4	Bosch
	Alfa Romeo	Giulietta	1,8	79-82	DOHC	4	Bosch
	Alfa Romeo	Giulietta	1.8, 2.0	83-85	DOHC	4	Bosch

Parts Listing - Ignition Components



Distributor caps - continued


EP274 - Cont.





Make	Model	Derivative	Year	Engine	Cyl	System
Alfa Romeo	GTV	2.0	83-85	DOHC	4	Bosch
Alfa Romeo	GTV	1750	69-73	DOHC	4	Bosch
Alfa Romeo	GTV	2000	72-77	DOHC	4	Bosch
Audi	80	1,6	76-81	OHC	4	Bosch
Audi	100	100 4	77-84	OHC	4	Bosch
Audi	100	100S, 100L	70-77	OHV	4	Bosch
Audi	100	Coupe S	72-76	OHV	4	Bosch
Audi	Super 90	1.6	68-72	OHV	4	Bosch
BMW	1800SA	1.8	68-73	118	4	Bosch
BMW	1800SA	1.8	73-75	118	4	Bosch
BMW	2000 SA	2.0	69-73	2.0	4	Bosch
BMW	5 Series	1.8	75-79	118	4	Bosch
BMW	5 Series	2.0	79-82	M10B20	4	Bosch
BMW	5 Series	2.0	74-79	121	4	Bosch
Ford	Cortina	2.0	71-83	KLN	4	Bosch
Ford	Escort	1.3 & 1.6	81-86	KENT	4	Bosch
Ford	Granada	2.0	78-86	KLN	4	Bosch
Ford	Sapphire, Sierra	1.6	89-93	KENT	4	Bosch
Ford	Sapphire, Sierra	2.0	83-85	2V KLN	4	Bosch
Mercedes Benz		220	68-73	OHC	4	Bosch
Mercedes Benz		200 (110-010)	65-68	OHC	4	Bosch
Mercedes Benz		230 (123)	77-81	OHC	4	Bosch
Mercedes Benz		230/4	75-77	OHC	4	Bosch
Volkswagen	411 & 412	All	69-74	OHC	4	Bosch
Volkswagen	Beetle	1.3	66-79	12V	4	Bosch
Volkswagen	Beetle	1.5	67-70	12V	4	Bosch
Volkswagen	Beetle	1.6	70-75	Air Cooled	4	Bosch
Volkswagen	Beetle	1.6	75-79	Air Cooled	4	Bosch
Volkswagen	Citi Golf	1.3	84-87	OHC	4	Bosch
Volkswagen	Citi Golf	1.6	84-87	OHC	4	Bosch
Volkswagen	Citi Golf	1.8	84-87	OHC	4	Bosch
Volkswagen	Golf I	1.1	78-81	OHC	4	Bosch
Volkswagen	Golf I	1.3	79-84	OHC	4	Bosch
Volkswagen	Golf I	1.5	78-84	OHC	4	Bosch
Volkswagen	Golf I	1.6	78-84	OHC	4	Bosch
Volkswagen	Golf Pick-up	1.6	81-86	FR	4	Bosch
Volkswagen	Jetta	1.3	80-85	OHC	4	Bosch
Volkswagen	Jetta	1.5	80-85	OHC	4	Bosch
Volkswagen	Kombi	2.0	80-85	CU	4	Bosch
Volkswagen	Kombi	1.9 W/Cooled	80-87	DG	4	Bosch
Volkswagen	Kombis	1.6	68-74	AD,AS	4	Bosch
Volkswagen	Kombis	1.7	72-73	Air Cooled	4	Bosch
Volkswagen	Kombis	1.8	68-83	FLAT	4	Bosch
Volkswagen	Kombis	1.6 Fleet-Line	75-78	AD,AS	4	Bosch
Volkswagen	Kombis	2.0, 1/2 Ton Pick-up	81-83	OHC	4	Bosch
Volkswagen	Passat	1.3	74-75	OHC	4	Bosch
Volkswagen	Passat	1.3	76-85	OHC	4	Bosch
Volkswagen	Passat	1.5	74-75	OHC	4	Bosch


Parts Listing - Ignition Components

Distributor caps - continued

EP274 - Cont.	Make	Model	Derivative	Year	Engine	Cyl	System
	Volkswagen	Passat	1.5	76-80	OHC	4	Bosch
	Volkswagen	Passat	1.6	76-85	OHC	4	Bosch
	Volvo	144	2.0	68-76	B20B	4	Bosch
	Volvo	144	2.0	73-76	B20E	4	Bosch
	Volvo	122 S	2.0	69-70	B20	4	Bosch

EP305	Make	Model	Derivative	Year	Engine	Cyl	System
	Chevrolet	LUV	1.6	72-78	KB20	4	Hitachi
	Mazda	616	1.6	71-74	NA	4	Mitsubishi
	Mazda		1300	70-74	TC	4	Mitsubishi
	Nissan	Caball	2.0	66-84	H20	4	Hitachi
	Nissan	E20	1.6	71-81	J16	4	Hitachi
	Nissan	Junior Pick-up	2.0	66-73	H20	4	Hitachi
	Nissan	Sunny	1.0	67-71	OHV	4	Hitachi
	Nissan		1400	80-10	A14S	4	Hitachi
	Nissan		1500	70-79	J15	4	Hitachi
	Nissan		1800	80-88	L18S	4	Hitachi
	Nissan		1200 & 120Y	71-80	L12	4	Hitachi
	Nissan		All 1200 ,1400,1500, 1600, 1800, 2.0L	72-87	A12, L14, E15, L16, L18, L20	4	Hitachi


EP308	Make	Model	Derivative	Year	Engine	Cyl	System
	Daihatsu	LDV	F110, F118 15L	70-74	OHV	4	Denso
	Daihatsu	LDV	F118B, F118BW 1.9L	69-74	OHV	4	Denso
	Toyota	Conquest/Corolla	1.6	74-80	2T	4	Denso
	Toyota	Corolla	1.2	78-80	3K	4	Denso
	Toyota	Corolla	1.3	80-85	4K	4	Denso
	Toyota	Corolla L.D.V.	1.2	73-82	3K	4	Denso
	Toyota	Corona	1.6 & 1.7	69-74	12R, 7R	4	Denso
	Toyota	Corona L.D.V.	1.6	66-73	8R	4	Denso
	Toyota	Dyna	2.0	68-84	5R	4	Denso
	Toyota	Hi-Ace/Hilux	1.5	69-70	2R	4	Denso
	Toyota	Hi-Ace/Hilux	1.6	71-82	12R	4	Denso
	Toyota	Hi-Lux	2.0	75-84	18R	4	Denso


EP318	Make	Model	Derivative	Year	Engine	Cyl	System
	Toyota	Cressida	2.6	78-80	4M	6	Denso
	Toyota	Landcruiser	FJ 45 3.8 & 4.2	71-85	2F	6	Denso
	Toyota	Landcruiser	FJ75 4.0	86-90	3F	6	Denso


Parts Listing - Ignition Components





Distributor caps - continued

EP323	Make	Model	Derivative	Year	Engine	Cyl	System
	Chevrolet	LUV	1.6	72-78	KB20	4	Denso
	Daihatsu	LDV	DV23T, DV23L 2.0L	74-79	5R	4	Denso
	Isuzu		KB All	78-89	G161, G180, G200, 4ZD1	4	Denso
	Toyota	Conquest/Corolla	1.6	80-82	2TB	4	Denso
	Toyota	Conquest/Corolla	1.8	80-85	3T	4	Denso
	Toyota	Conquest/Corolla	1.6 Sprinter	80-85	2T	4	Denso
	Toyota	Corolla L.D.V.	1.6	83-89	2T	4	Denso
	Toyota	Corona	2.0	69-73	18R	4	Denso
	Toyota	Corona	1.8 & 1.9	69-80	16R, 8R	4	Denso
	Toyota	Cressida	1.8	80-86	3T	4	Denso
	Toyota	Hi-Lux	1.6	72-86	12R, 1Y	4	Denso

EP331	Make	Model	Derivative	Year	Engine	Cyl	System
	Nissan	Cabstar	2.8L	84-05	L28	6	Hitachi
	Nissan	Patrol	4.0	74-80	OHV	6	Hitachi
	Nissan	Safari	2.8	82-90	L28	6	Hitachi
	Nissan		All 2300, 2400, 260C, 280L	69-71	L23, 24, 26, 28	6	Hitachi


EP332	Make	Model	Derivative	Year	Engine	Cyl	System
	Chevrolet	Spark	800	05-11	F8CV	3	Mitsubishi
	Chevrolet	Spark	800	00-11	F8CV	3	Dac
	Daewoo	Matiz	0.8	99-03	F8CV	3	Mitsubishi
	Daewoo	Matiz	0.8	00-11	F8CV	3	Dac


EP335	Make	Model	Derivative	Year	Engine	Cyl	System
	Ford	Bantam	1.3	95-11	B3	4	Mitsubishi
	Ford	Laser, Meteor	1.3	95-10	B3	4	Mitsubishi
	Mazda	Rustler	1.3	95-12	B3	4	Mitsubishi


EP343	Make	Model	Derivative	Year	Engine	Cyl	System
	Ford	Triton	2.6	85-93	4G54	4	Mitsubishi
	Mazda	323	1.3	77-81	TC	4	Mitsubishi
	Mazda	323	1.4	79-81	UC	4	Mitsubishi
	Mazda	323	1.6	79-81	4G32	4	Mitsubishi
	Mazda	323	1.3 & 1.5	82-83	E3, E5	4	Mitsubishi
	Mazda	B Series	1.6	71-86	NA	4	Mitsubishi
	Mazda	B Series	1.6	71-86	NA	4	Mitsubishi


Parts Listing - Ignition Components


Distributor caps - continued

EP343 - Cont.	Make	Model	Derivative	Year	Engine	Cyl	System
	Mazda	B Series	1.8	78-82	VC	4	Mitsubishi
	Mazda	B Series	2.0	82-86	MA	4	Mitsubishi
	Mazda	B Series	2.6	88-10	4G54	4	Mitsubishi
	Mazda	Capella	1.6	74-79	NA	4	Mitsubishi
	Mazda	Capella	1.8	75-79	VC	4	Mitsubishi
	Mazda	Capella	1.8	75-79	VC	4	Mitsubishi
	Mazda	Marathon	T2000	81-85	VA	4	Mitsubishi
	Mitsubishi	Colt	1600 GL	76-77	4G32	4	Mitsubishi
	Mitsubishi	Colt	2000 GL II	76-77	4G52	4	Mitsubishi
	Mitsubishi	Galant	1.6	77-84	G32B	4	Mitsubishi
	Mitsubishi	Galant	2.0	77-84	4G52	4	Mitsubishi
	Mitsubishi	Galant	2.6	79-84	G54B	4	Mitsubishi
	Mitsubishi	GS	1.6	76-79	OHV	4	Mitsubishi
	Nissan	E20	2.0	81-05	H20	4	Mitsubishi

EP346	Make	Model	Derivative	Year	Engine	Cyl	System
	Nissan	E20	2.0 Import Dist.	81-05	H20, L18	4	Mitsubishi

EP355	Make	Model	Derivative	Year	Engine	Cyl	System
	Toyota	Conquest/Corolla	1.6 & 1.8 16V	93-10	4AFE, 7AFE	4	Denso


EP374	Make	Model	Derivative	Year	Engine	Cyl	System
	Toyota	Camry	2.0 & 2.2	93-09	3SFE, 5SFE	4	Denso


EP377	Make	Model	Derivative	Year	Engine	Cyl	System
	Toyota	Landcruiser	FJ75 4.0	90-92	3F	6	Denso





Parts Listing - Ignition Components


Distributor caps - continued

EP382	Make	Model	Derivative	Year	Engine	Cyl	System
	Audi	400	1.8	87-91	OHC	4	Bosch
	BMW	3 Series	1.6	86-89	M10B18	4	Bosch
	BMW	3 Series	1.8	83-89	M10B18	4	Bosch
	BMW	5 Series	1.8i	82-85	M10B18	4	Bosch
	Volkswagen	Citi Golf	1.6	87-95	OHC	4	Bosch
	Volkswagen	Fox	1.3	87-96	OHC	4	Bosch
	Volkswagen	Fox	1.6	87-96	OHC	4	Bosch
	Volkswagen	Fox	1.8	90-96	OHC	4	Bosch
	Volkswagen	Golf II	1.3	84-87	GY	4	Bosch
	Volkswagen	Golf II	1.6	82-85	HM	4	Bosch
	Volkswagen	Golf II	1.8	84-92	HV	4	Bosch
	Volkswagen	Jetta	1.3	84-87	OHC	4	Bosch
	Volkswagen	Jetta	1.6	84-96	HM, ACG	4	Bosch
	Volkswagen	Jetta	1.8, 8V	84-95	EV, ACH	4	Bosch
	Volkswagen	Kombi	1.9 W/Cooled	88-89	DG	4	Bosch
	Volkswagen	Kombi	2.1 Fi & Synchro	86-92	DJ	4	Bosch
	Volkswagen	Passat	1.8	84-87	JV	4	Bosch

EP383	Make	Model	Derivative	Year	Engine	Cyl	System
	Volkswagen	Passat	2.0 16V	92-98	ABF	4	Bosch
	Volkswagen	Golf III	2.0 16V	92-98	ABF	4	Bosch


EP394	Make	Model	Derivative	Year	Engine	Cyl	System
	Toyota	Conquest/Corolla	1.3 12V	93-10	2E	4	Denso


EP398	Make	Model	Derivative	Year	Engine	Cyl	System
	Toyota	Hi-Ace/Hilux	2.4	94-11	22R	4	Denso


EP401	Make	Model	Derivative	Year	Engine	Cyl	System
	Chevrolet	Rekord	2.0	80-82	121	4	Bosch
	Opel	Ascona	1.6	82-87	1.6SH	4	Bosch
	Opel	Ascona	1.8	84-87	1.8SE	4	Bosch
	Opel	Astra	140	93-95	1.4NV	4	Bosch
	Opel	Astra	140	93-95	1.4NV	4	Bosch


Parts Listing - Ignition Components

Distributor caps - continued

EP401 - Cont.	Make	Model	Derivative	Year	Engine	Cyl	System
 78mm	Opel	Kadett	140	93-95	1.4NV	4	Bosch
	Opel	Kadett	140	93-95	1.4NV	4	Bosch
	Opel	Kadett, Monza	1.6	82-85	1.6SH	4	Bosch
	Opel	Kadett, Monza	1.6	85-90	1.6SH	4	Bosch
	Opel	Kadett, Monza	1.8	85-87	1.8SE, SV	4	Bosch
	Opel	Kadett, Monza	1.8 (Brazil)	85-87		4	Bosch
	Opel	Rekord	2	82-88	2.0S	4	Bosch
	Opel	Rekord	2.2	86-92	2.2E	4	Bosch

EP402	Make	Model	Derivative	Year	Engine	Cyl	System
	Toyota	Camry	3.0	92-09	3VZFE	6	Denso


EP406	Make	Model	Derivative	Year	Engine	Cyl	System
	Alfa Romeo	GTV	2.5, V6	81-85	V6	6	Bosch
	Alfa Romeo	GTV	3.0, V6	83-85	V6	6	Bosch
	BMW	5 Series	2,5	74-79	125	6	Bosch
	BMW	5 Series	2,8	75-79	M30, B28	6	Bosch
	BMW	5 Series	3.0	76-80	M30, B30	6	Bosch
	BMW	5 Series	2.8i	79-85	M30, B28	6	Bosch
	BMW	7 Series	2,8	78-80	M30, B28	6	Bosch
	BMW	7 Series	3.0	78-80	M30, B30	6	Bosch
	BMW	7 Series	2.8i	80-87	M30, B28	6	Bosch
	Ford	Cortina	3.0	80-83	Essex	6	Bosch
	Ford	Courier	3.0, V6	86-89	Essex	6	Bosch
	Ford	Courier	3.0, V6	90-05	Essex	6	Bosch
	Ford	Granada	3.0	73-86	Essex	6	Bosch
	Ford	Sapphire, Sierra	2.3	83-86	KLN	6	Bosch
	Ford	Sapphire, Sierra	3.0, V6	89-93	Essex	6	Bosch
	Ford	Sierra	3.0	84-89	Essex	6	Bosch
	Mazda	B Series	3.0, V6	86-06	Essex	6	Bosch
	Opel	Commodore	2.8	82-83	2.8H	6	Bosch
	Opel	Commodore	3.0	86-87	C.I.H	6	Bosch
	Opel	Senator	3.0	82-86	3.0E	6	Bosch
	Svm		3.0, 4x4	89-00	Essex	6	Bosch
	Volvo	164	3.0	73-76	B30E	6	Bosch


EP424	Make	Model	Derivative	Year	Engine	Cyl	System
	Ford	Bantam	1.3	83-86	Kent	4	Bosch
	Ford	Escort	1.3 & 1.6	81-86	CVH	4	Bosch
	Ford	XR3	1.6i	84-86	CVH	4	Bosch


Parts Listing - Ignition Components




Distributor caps - continued

EP438	Make	Model	Derivative	Year	Engine	Cyl	System
	Mercedes Benz		280 E	77-86	110	6	Bosch
	Mercedes Benz		280 S, SE	73-81	OHC	6	Bosch


EP530	Make	Model	Derivative	Year	Engine	Cyl	System
 with shroud	Volkswagen	Citi Golf	1.6	96-10	OHC	4	Bosch
	Volkswagen	Citi Golf	1.8	87-09	OHC	4	Bosch
	Volkswagen	Citi Golf	1.3 Chico	96 on	OHC	4	Bosch
	Volkswagen	Golf II	1.8, 6V	86-90	KR	4	Bosch
	Volkswagen	Golf II	1.8, 8V	84-92	EV	4	Bosch
	Volkswagen	Golf II	2.0, 16V	90-93	AAL	4	Bosch
	Volkswagen	Golf III	1.6	92-96	HM	4	Bosch
	Volkswagen	Golf III	1.8	92-96	ACH	4	Bosch
	Volkswagen	Golf III	2.0, 8V	92-96	2E	4	Bosch
	Volkswagen	Golf Pick-up	1.6 & 1.8	86-96	JK, HV, HM	4	Bosch
	Volkswagen	Jetta	1.6	84-96	HM, ACG	4	Bosch
	Volkswagen	Jetta	1.8, 16V	87-89	KR	4	Bosch
	Volkswagen	Jetta	1.8, 8V	84-95	EV, ACH	4	Bosch
	Volkswagen	Jetta	2.0, 16V	90-92	AAL	4	Bosch
	Volkswagen	Jetta	2.0, 8V	92-96	2E	4	Bosch
	Volkswagen	Kombi	1.8	88-95	AAX	4	Bosch
	Volkswagen	Microbus/ Caravelle	2.5i	91-95	AAV	4	Bosch
	Volkswagen	Polo	1.4i	98-02	AGY	4	Bosch
	Volkswagen	Polo	1.6i	98-02	AFX	4	Bosch


EP534	Make	Model	Derivative	Year	Engine	Cyl	System
	Audi	100	100 GLS & 100/5S	78-84	OHC	5	Bosch
	Audi	100	100 GLS 5E	77-84	OHC	5	Bosch
	Audi	100	100/5	81-84	OHC	5	Bosch
	Audi	200	5E	78-83	OHC	5	Bosch
	Volkswagen	Passat	1.9	81-85	WN	5	Bosch


EP544	Make	Model	Derivative	Year	Engine	Cyl	System
	BMW	3 Series	2.0	83-06	M20, B20	6	Bosch
	BMW	3 Series	2.3i	83-86	M20, B23	6	Bosch
	BMW	5 Series	2.0i	82-89	M20, B20	6	Bosch


Parts Listing - Ignition Components


Distributor caps - continued


EP546	Make	Model	Derivative	Year	Engine	Cyl	System
	Mercedes Benz		200	81-86	102	4	Bosch
	Mercedes Benz		200 (Type 124-020)	86-90	102	4	Bosch
	Mercedes Benz		230 E	81-86	102	4	Bosch
	Mercedes Benz		230 E (124-023)	86-06	102	4	Bosch

EP547	Make	Model	Derivative	Year	Engine	Cyl	System
	Mercedes Benz		280 SE (126)	81-86	110	6	Bosch

EP549	Make	Model	Derivative	Year	Engine	Cyl	System
	Toyota	Condor	2.0	03-06	1RZ	4	Denso
	Toyota	Condor	2.4i	00-06	2RZ	4	Denso
	Toyota	Hi-Ace/Hilux	2.0	93-10	1RZ	4	Denso
	Toyota	Hi-Ace/Hilux	2.4	94-98	2RZ	4	Denso
	Toyota	Hi-Ace/Hilux	2.7i	94-10	3RZ	4	Denso

EP556	Make	Model	Derivative	Year	Engine	Cyl	System
	Opel	Ascona	1.3	82-85	1.3SC	4	Bosch
	Opel	Kadett	1.2	80-85	1.2S	4	Bosch
	Opel	Kadett	1.3	80-85	1.3SC NVH	4	Bosch


EP582	Make	Model	Derivative	Year	Engine	Cyl	System
	Opel	Kadett, Monza	2.0i 16V	90-92	2.0XE	4	Bosch


EP583	Make	Model	Derivative	Year	Engine	Cyl	System
	Audi	500	2.2	83-89	OHC	5	Bosch
	Audi	500	2.3	89-94	OHC	5	Bosch
	Volkswagen	Microbus/ Caravelle	2.3 & 2.6	95-03	AFU, ADV	5	Bosch
	Volkswagen	Passat	2.2	84-87	MX	5	Bosch
	Volkswagen	Passat	2.2 Fi	84-87	SG	5	Bosch


Parts Listing - Ignition Components




Distributor caps - continued


EP584	Make	Model	Derivative	Year	Engine	Cyl	System
	Mercedes Benz		260 E (124-026)	86-06	103	6	Bosch
	Mercedes Benz		300 SE (126)	86-90	103	6	Bosch


EP586	Make	Model	Derivative	Year	Engine	Cyl	System
 110mm	Opel	Corsa	1.3	96-02	13NE	4	Delco
	Opel	Kadett, Monza	1.6	85-90	1.6SV	4	Delco

EP588	Make	Model	Derivative	Year	Engine	Cyl	System
 40mm	Opel	Kadett, Monza	1.8	86-90	1.8SE, SV	4	Bosch
	Opel	Kadett, Monza	2.0	87-90	2.0SEH, SV	4	Bosch
	Opel	Rekord	2.0	88-94	2.0SE	4	Bosch

no pins inside


EP591	Make	Model	Derivative	Year	Engine	Cyl	System
 77mm	Ford	Sapphire, Sierra	2.0	89-93	KLN	4	Bosch
	Ford	Sapphire, Sierra	2.0	85-93	2V KLN	4	Bosch


EP592	Make	Model	Derivative	Year	Engine	Cyl	System
 88mm	Opel	Kadett, Monza	1.6	90-04	1.6SV	4	Bosch


EP594	Make	Model	Derivative	Year	Engine	Cyl	System
 97mm	Opel	Corsa	1.6	98-05	16NE	4	Bosch
	Opel	Kadett	1.4 (dist cap 97mm high)	90-93	1.4NV	4	Bosch
	Opel	Kadett, Monza	1.6	90-04	1.6SE, SV	4	Bosch


Parts Listing - Ignition Components


Distributor caps - continued

EP596	Make	Model	Derivative	Year	Engine	Cyl	System
	Opel	Astra	180	93-94	18SE, 20SE, XE	4	Bosch
	Opel	Astra	200	94-06	18SE, 20SE, XE	4	Bosch
	Opel	Astra	180 & 200	94-06	18SE, 20SE, XE	4	Valeo
	Opel	Astra	200TS	93-06	2.0XE	4	Bosch
	Opel	Kadett, Monza	2.0i 8V	93-94	2.0SE	4	Bosch
	Opel	Kadett, Monza	2.0i 8V	93-06	2.0SE	4	Valeo
	Opel	Rekord	2.0	88-94	2.0SE	4	Valeo
	Opel	Kadett, Monza	1.8	90-06	1.8SE, SV	4	Bosch
	Opel	Kadett, Monza	2.0	90-06	2.0SEH, SV	4	Bosch
	Opel	Kadett, Monza	2.0TS 16V	93-06	2.0XE	4	Bosch

EP600	Make	Model	Derivative	Year	Engine	Cyl	System
	Hillman	Hunter	1600	67-75	OHV	4	Paris-Rhone
	Peugeot	305	1.5	79-84	OHC	4	Paris-Rhone
	Peugeot		505	80-85	OHV	4	Paris-Rhone
	Peugeot		404, 504, 505	71-85	OHV	4	Paris-Rhone

EP604	Make	Model	Derivative	Year	Engine	Cyl	System
	Fiat	128	1.3	73-80	OHC	4	Marelli


EP606	Make	Model	Derivative	Year	Engine	Cyl	System
	Fiat	131	2.0	78-80	Twin OHC	4	Marelli


EP610	Make	Model	Derivative	Year	Engine	Cyl	System
	Ford	Telstar	2.0 4 Cyl	93-95	FS4	4	Mitsubishi
	Mazda	626	2.0	93-95	FS4	4	Mitsubishi


Parts Listing - Ignition Components





Distributor caps - continued


EP614	Make	Model	Derivative	Year	Engine	Cyl	System
	Ford	Telstar	2.5	93-95	KL6	6	Mitsubishi
	Mazda	626	2.5	93-95	KL6	6	Mitsubishi

EP616	Make	Model	Derivative	Year	Engine	Cyl	System
	Ford	Telstar	2.5	95-05	KL6	6	Mitsubishi
	Mazda	626	2.5	95-05	KL6	4	Mitsubishi

EP661	Make	Model	Derivative	Year	Engine	Cyl	System
	Ford	Bantam	1.6i	94-11	B6	4	Mitsubishi
	Ford	Laser, Meteor	2.0 16V DOHC	91-94	FE	4	Mitsubishi
	Hyundai	Atos	1.0	01 on	G4HC	4	Mitsubishi
	Kia	Pride	1.3	90-96	B3	4	Mitsubishi
	Mazda	323	2.0 16V DOHC	91-94	FE	4	Mitsubishi
	Mazda	323	2.0 8V Fi	94-08	FE	4	Mitsubishi
	Mazda	626	2.0i DOHC	91-94	FE	4	Mitsubishi
	Mazda	Astina, Etude	2.6	00-07	G6	4	Mitsubishi


EP663	Make	Model	Derivative	Year	Engine	Cyl	System
	Nissan	Laurel	2.8	82-84	L28	6	Hitachi
	Nissan	Skyline	2.8	83-87	L28	6	Hitachi


EP665	Make	Model	Derivative	Year	Engine	Cyl	System
	Toyota	Cressida	2.0	83-87	21R	4	Denso
	Toyota	Cressida	2.0	81-86	21R	4	Denso


EP671	Make	Model	Derivative	Year	Engine	Cyl	System
	Toyota	Cressida	2.4	87-92	22R	4	Denso
	Toyota	Dyna	2.0	86-11	22R	4	Denso


Parts Listing - Ignition Components

Distributor caps - continued

EP675	Make	Model	Derivative	Year	Engine	Cyl	System
	Ford	Bantam	1.6, 8V	93-11	F6	4	Mitsubishi
	Ford	Laser, Meteor	1.6, 8V	91-99	F6	4	Mitsubishi
	Ford	Laser, Meteor	2.0, 8V, SOHC	91-08	FE	4	Mitsubishi
	Mazda	323	1.3 & 1.5	83-86	E3, E5	4	Mitsubishi
	Mazda	323	1.6, 8V	89-05	F6	4	Mitsubishi
	Mazda	323	2.0, 16V, SOHC	89-08	FE	4	Mitsubishi
	Mazda	626	1.6	83-86	F6	4	Mitsubishi
	Mazda	626	1.6	86-89	F6	4	Mitsubishi
	Mazda	626	2.0, SOHC	89-05	FE	4	Mitsubishi
	Mazda	Rustler	1.6	93-12	F6	4	Mitsubishi
	Mitsubishi	Tredia	1.6	83-85	4G32	4	Mitsubishi
	Mitsubishi	Tredia	1.8	83-85	4G62	4	Mitsubishi

EP676	Make	Model	Derivative	Year	Engine	Cyl	System
	Honda	Ballade	1.3, 8V	82-85	EN4	4	Hitachi


EP682	Make	Model	Derivative	Year	Engine	Cyl	System
	Ford	Courier	1.6	86-90	F6	4	Mitsubishi
	Ford	Courier	1.8	91-95	F8	4	Mitsubishi
	Ford	Courier	2.0	86-90	FE	4	Mitsubishi
	Ford	Courier	2.2	86-93	FE	4	Mitsubishi
	Ford	Spectron	2.2	91-95	F2	4	Mitsubishi
	Hyundai	Elantra	1.6	93-95	J1	4	Mitsubishi
	Hyundai	Elantra	1.8	94-96	J2	4	Mitsubishi
	Mazda	B Series	1.6	86-90	F6	4	Mitsubishi
	Mazda	B Series	2.0	86-90	FE	4	Mitsubishi
	Mazda	B Series	2.0	86-94	2	4	Mitsubishi
	Mazda	Marathon	2.2	91-95	F2	4	Mitsubishi
	Mitsubishi	Colt	1.6	94-10	4G32	4	Mitsubishi
	Mitsubishi	Colt	2.6	95-98	4G54	4	Mitsubishi
	Mitsubishi	Tredia	1.4	83-85	4G12	4	Mitsubishi
	Mitsubishi	Tredia	1.8 T	84-85	4G62	4	Mitsubishi
	Nissan	Sani	2.2	86-88	Z22	4	Mitsubishi
	Nissan		2200, Tracker, 4x4	85-88	Z22	4	Mitsubishi


EP683	Make	Model	Derivative	Year	Engine	Cyl	System
	Toyota	Celica Supra	2.8	85-88	5M-GE	6	Denso
	Toyota	Cressida	2.0 GLi6	83-88	IG-E	6	Denso
	Toyota	Cressida	2.8i	87-89	5M-GE	6	Denso


Parts Listing - Ignition Components





Distributor caps - continued

EP693	Make	Model	Derivative	Year	Engine	Cyl	System
	Honda	Ballade	130, 150, 12V	84-89	EV2, EW2	4	Hitachi
	Honda	Ballade	150i, 12V	85-89	EW3	4	Hitachi

EP697	Make	Model	Derivative	Year	Engine	Cyl	System
	Toyota	Conquest/Corolla	1.3	84-85	2A-L	4	Denso
	Toyota	Conquest/Corolla	1.6	84-88	4A	4	Denso


EP698	Make	Model	Derivative	Year	Engine	Cyl	System
	Isuzu	KB	KB24, KB29, KB44	87-89	4ZD1 2254cc	4	Denso
	Isuzu	WFR	2.0	83-89	4ZC1 1994cc	4	Denso
	Suzuki		1.3	86-91	G13A	4	Denso
	Suzuki		1.6	94-10	G16A	4	Denso
	Suzuki		SJ 410	83-89	F10A	4	Denso
	Toyota	Cressida	2.0	81-83	18R	4	Denso
	Toyota	Dyna	2.0 & 2.2	85-92	3Y, 4Y	4	Denso
	Toyota	Hi-Ace/Hilux	2.0	75-84	18R	4	Denso
	Toyota	Hi-Ace/Hilux	1.8 & 2.0 & 2.2	83-92	2Y, 3Y, 4Y	4	Denso
	Toyota	Hi-Lux	2.0	80-84	18R	4	Denso
	Toyota	Stallion	1.5	87-91	5K	4	Denso
	Toyota	Stout	2.0	70-87	5R	4	Denso
	Toyota	Stout	2.2	87-09	4Y	4	Denso
	Toyota	TUV	1.3	82-86	4K	4	Denso
	Toyota	TUV	1.5	86-88	5K	4	Denso


EP699	Make	Model	Derivative	Year	Engine	Cyl	System
	Daihatsu	Charade	All	83-85	GB22	3	Denso


EP700	Make	Model	Derivative	Year	Engine	Cyl	System
	Isuzu	WFR	1.8	83-87	4ZB1 1817cc	4	DENSO


Parts Listing - Ignition Components


Distributor caps - continued


EP704	Make	Model	Derivative	Year	Engine	Cyl	System
	Ford	Husky	1.8	86-94	4G62	4	Mitsubishi
	Mitsubishi	Colt	1.6	82-85	4G32	4	Denso
	Mitsubishi	Colt	1.8	83-87	4G62	4	Denso

EP707	Make	Model	Derivative	Year	Engine	Cyl	System
	Toyota	Condor	1.8	00-03	2Y	4	Denso
	Toyota	Cressida	1.8	86-89	2Y	4	Denso
	Toyota	Cressida	2.0	89-92	3Y	4	Denso
	Toyota	Hi-Ace/Hilux	1.8 & 2.2	93-11	2Y, 4Y	4	Denso
	Toyota	Stallion/Venture	1.8 & 2.2	92-09	2Y, 4Y	4	Denso

EP714	Make	Model	Derivative	Year	Engine	Cyl	System
	Toyota	Conquest/Corolla	1.6, 16V	86-88	4A-GE	4	Denso

EP716	Make	Model	Derivative	Year	Engine	Cyl	System
	Toyota	Conquest/Corolla	1.3, 12V	85-87	2E	4	Denso


EP720	Make	Model	Derivative	Year	Engine	Cyl	System
	Nissan	1 Tonner	2.4	88-95	Z24S	4	Mitsubishi
	Nissan	Sentra	1.6I	87-92	E16E	4	Mitsubishi


EP722	Make	Model	Derivative	Year	Engine	Cyl	System
	Nissan	1 Tonner	1.6 & 2.0	95 on	NA16, 20	4	Mitsubishi
	Nissan	NP300	1.6	95 on	NA16	4	Mitsubishi
	Nissan	NP300	2.0	95 on	NA20	4	Mitsubishi


Parts Listing - Ignition Components





Distributor caps - continued

EP725	Make	Model	Derivative	Year	Engine	Cyl	System
	Ford	Husky	2.0	87-94	4G63	4	Mitsubishi
	Mitsubishi	Colt	2.0	94-97	4G63	4	Denso
	Mitsubishi	L300	2.0	87-98	4G63	4	Denso

EP727	Make	Model	Derivative	Year	Engine	Cyl	System
	Ford	Laser, Meteor	1.3 & 1.5	86-88	E3	4	Mitsubishi
	Mazda	323	1.3 & 1.5	86-88	E3, E5	4	Mitsubishi


EP728	Make	Model	Derivative	Year	Engine	Cyl	System
	Ford	Bantam	1.6i, 8V	93-12	F6	4	Mitsubishi
	Ford	Laser, Meteor	1.6, 16V DOHC	88-96	BPi	4	Mitsubishi
	Ford	Laser, Meteor	1.6, 8V	86-91	F6	4	Mitsubishi
	Mazda	323	1.6, 16V DOHC	85-05	B6, B6i	4	Mitsubishi
	Mazda	323	1.6, 8V	86-88	F6	4	Mitsubishi
	Mazda	Rustler	1.6i	93-12	B6	4	Mitsubishi


EP734	Make	Model	Derivative	Year	Engine	Cyl	System
	BMW	5 Series	2.8i	85-89	M30B28	6	Bosch
	BMW	7 Series	3.5i	81-87	M30B35	6	Bosch


EP736	Make	Model	Derivative	Year	Engine	Cyl	System
	BMW	3 Series	2.5i	86-06	M20, B25	6	Bosch
	BMW	3 Series	2.5i S	87-06	M20, B27	6	Bosch
	BMW	3 Series	3.3i	85-87	M30, B33	6	Bosch
	BMW	5 Series	2.5E	86-89	M20, B27	6	Bosch
	BMW	5 Series	2.5i	89-90	M20, B25	6	Bosch
	BMW	5 Series	3.5i	81-85	M90	6	Bosch
	BMW	5 Series	3.5i	85-89	M30, B35	6	Bosch
	BMW	5 Series	M5	86-06	DOHC	6	Bosch
	BMW	6 Series	3.5i	84-89	M88, B35	6	Bosch
	BMW	7 Series	3.0i	87-98	M30, M60	6	Bosch
	BMW	7 Series	3.3i	78-87	M30, B32	6	Bosch
	BMW	7 Series	3.5i	87-92	M30, B35	6	Bosch
	BMW	7 Series	4.5i	84-87	M88, B35	6	Bosch
	BMW	7 Series	5.0i	88-93	M70, B50	6	Bosch


Parts Listing - Ignition Components


Distributor caps - continued

EP739	Make	Model	Derivative	Year	Engine	Cyl	System
	BMW	3 Series	1.6i	89-93	M40	4	Bosch
	BMW	3 Series	1.8i	89-06	M40, M42	4	Bosch


EP752	Make	Model	Derivative	Year	Engine	Cyl	System
	Hyundai	Coupe	1.5i	92-96	G4EK	4	Bosch
	Hyundai	Accent	1.5	94-99	G4EK	4	Bosch
	Peugeot	405	1.9	87-95	XU92C	4	Bosch

EP777	Make	Model	Derivative	Year	Engine	Cyl	System
	Toyota	Conquest/Corolla	1.6 16V	88-89	4A-GE	4	Denso
	Toyota	Conquest/Corolla	1.6 Rsi 20V	97-10	4A-GE	4	Denso

EP783	Make	Model	Derivative	Year	Engine	Cyl	System
	Peugeot	505	2.0	81 on	XN6	4	Duc
	Renault	R9	1.4	83-86	C2J, C3J	4	Duc
	Renault	R11	1.4	85-86	C2J, C3J	4	Duc

EP794	Make	Model	Derivative	Year	Engine	Cyl	System
	Toyota	Conquest/Corolla	1.6 16V	88-93	4A-F	4	Denso


Takes normal push on lead wire

EP796	Make	Model	Derivative	Year	Engine	Cyl	System
	Isuzu	KB	(Dist no 8943835580)	89-10	4ZD1, 4ZE1	4	Denso
	Isuzu	KB	(Dist no 8944761421)	89-11	4ZA1 1584cc	4	Denso
	Isuzu	KB	(Dist no 8944761421)	89-11	4ZC1 1994cc	4	Denso
	Isuzu	Relay	1.6 & 2.0	89-93	4ZC1 1994cc	4	Denso


Parts Listing - Ignition Components




Distributor caps - continued


EP801	Make	Model	Derivative	Year	Engine	Cyl	System
	Nissan	Langely	1.3	86-87	E13	4	Hitachi
	Nissan	Langely	1.5 SS	84-86	E15	4	Hitachi
	Nissan	Langely	1.5 T	86-88	E15T	4	Hitachi
	Nissan	Sentra	1.6	87-92	E16S	4	Hitachi
	Nissan	Sentra	1.6 16V	92-00	GA16DS	4	Hitachi


If cap has three screws


EP803	Make	Model	Derivative	Year	Engine	Cyl	System
	Nissan	Langely	1.3	86-87	E13	4	Hitachi
	Nissan	Langely	1.5 SS	84-86	E15	4	Hitachi
	Nissan	Langely	1.5 T	86-88	E15T	4	Hitachi
	Nissan	Sentra	1.6	87-92	E16S	4	Hitachi
	Nissan	Sentra	1.6 16V	92-00	GA16DS	4	Hitachi

If cap has two screws

EP805	Make	Model	Derivative	Year	Engine	Cyl	System
	Nissan	Langely	1.5	85-87	E15	4	Hitachi
	Nissan	Pulsar	1.3	83-86	E13	4	Hitachi
	Nissan	Sentra	1.3	87-92	E13S	4	Hitachi
	Nissan	Skyline	2.0	87-92	CA20S	4	Hitachi


EP806	Make	Model	Derivative	Year	Engine	Cyl	System
	Nissan	Skyline	2.0 & 3.0	87-93	RB20E, RB30E	6	Hitachi


EP809	Make	Model	Derivative	Year	Engine	Cyl	System
	Toyota	Cressida	2.0 GLi 6, 24V	89-92	IG-FE	6	Denso
	Toyota	Cressida	3.0, 7 3.0i	89-92	7M-GE	6	Denso


EP811	Make	Model	Derivative	Year	Engine	Cyl	System
	Ford	Telstar	2.0i 4 Cyl	95-05	FS4	4	Mitsubishi
	Mazda	626	2.0 4 Cyl	96-05	FS4	4	Mitsubishi
	Mazda	Astina, Etude	1.6, 1.8, 16V	95-05	BPI	4	Mitsubishi


Parts Listing - Ignition Components


Distributor caps - continued

EP814	Make	Model	Derivative	Year	Engine	Cyl	System
	Nissan	Sentra	1.4, 16V	92-00	GA14DS	4	Hitachi

EP815	Make	Model	Derivative	Year	Engine	Cyl	System
	Ford	Bantam	1.3		B3	4	Mitsubishi
	Ford	Courier	1.8	96-10	F8	4	Mitsubishi
	Ford	Courier	2.2	94-10	2,2	4	Mitsubishi
	Ford	Laser, Meteor	1.3	88-95	B3	4	Mitsubishi
	Ford	Ranger	2.0	91-11	FE	4	Mitsubishi
	Ford	Spectron	2.2	96-06	F2	4	Mitsubishi
	Mazda	323	1.3	88-95	B3	4	Mitsubishi
	Mazda	626	1.8	89-92	F8	4	Mitsubishi
	Mazda	Astina, Etude	1.8 & 2.2	94-10	F8, F2	4	Mitsubishi
	Mazda	Marathon	2.2	96-10	F2	4	Mitsubishi
	Mazda	Rustler	1.3	93-95	B3	4	Mitsubishi

EP818	Make	Model	Derivative	Year	Engine	Cyl	System
	Nissan	1 Tonner	1.6 & 1.8	88-95	L16, L18	4	Mitsubishi
	Nissan	E20	1.8	81-05	L18	4	Mitsubishi
	Nissan		1400	80-10	A14S	4	Mitsubishi


EP820	Make	Model	Derivative	Year	Engine	Cyl	System
	Honda	Ballade	160i, 1600, 16V DOHC	87-89	ZC1	4	Hitachi
	Honda	Ballade	160i, 16V, SOHC	89-92	D16, A7	4	Hitachi
	Honda	Ballade	160i/E, 16V, DOHC	89-94	D16, A9	4	Hitachi


EP822	Make	Model	Derivative	Year	Engine	Cyl	System
	Honda	Ballade	150, 16V, Luxline	92-96	D15, B3	4	Hitachi
	Honda	Ballade	150, 16V, SOHC (carb)	89-92	D1, 5B3	4	Hitachi


Parts Listing - Ignition Components





Distributor caps - continued


EP828	Make	Model	Derivative	Year	Engine	Cyl	System
	Daewoo	Espero	1.8, 8V	96-98	C18, LE	4	Delco
	Daewoo	Espero	2.0, 8V	96-98	C20, LZ	4	Delco

EP841	Make	Model	Derivative	Year	Engine	Cyl	System
	Nissan	Maxima	3.0	91-06	VG30E	6	Hitachi

EP863	Make	Model	Derivative	Year	Engine	Cyl	System
	Toyota	Conquest/Corolla	1.6 16V	89-93	4A-GE	4	Denso


EP866	Make	Model	Derivative	Year	Engine	Cyl	System
	Nissan	1 Tonner	3.0	90-11	VG30E	6	Hitachi
	Nissan	NP300	3.0	91 on	VG30E	6	Hitachi


EP867	Make	Model	Derivative	Year	Engine	Cyl	System
	Honda	Ballade	160i, 16V, SOHC Luxline	92-96	D16A7	4	Hitachi
	Honda	Ballade	160i, V-TEC DOHC	96-10	B16, A6	4	Hitachi
	Honda	Ballade	180i/E, 16V DOHC	94-10	B18, B3,4	4	Hitachi


EP881	Make	Model	Derivative	Year	Engine	Cyl	System
	Nissan	Primera	1.6	98-01	GA16DE	4	Lucas


Parts Listing - Ignition Components


Distributor caps - continued


EP887	Make	Model	Derivative	Year	Engine	Cyl	System
	Nissan	Sentra	2.0 DOHC	92-00	SR20DE	4	Hitachi

EP888	Make	Model	Derivative	Year	Engine	Cyl	System
	Nissan	1 Tonner	2.4	99 on	KA24		Mitsubishi
	Nissan	NP300	2.4	95 on	KA24	4	Mitsubishi
	Nissan	Sentra	1.4i	97-00	GA14DNE	4	Hitachi
	Nissan	Sentra	1.8i 16V	89-92	CA18DE	4	Mitsubishi

EP890	Make	Model	Derivative	Year	Engine	Cyl	System
	Nissan	Sentra	2.0i	98-00	20DNE	4	Hitachi

EP893	Make	Model	Derivative	Year	Engine	Cyl	System
	Nissan	Sentra	1.6	95-00	GA16DNE	4	Hitachi


EP901	Make	Model	Derivative	Year	Engine	Cyl	System
	Fiat	Uno	1.0	96-11	M20BA	4	Marelli
	Fiat	Uno	1.1	90-11	OHC	4	Marelli
	Fiat	Uno Panel Van	1.1	92-11	OHC	4	Marelli


EP903	Make	Model	Derivative	Year	Engine	Cyl	System
	Fiat	Uno	1.0	96-11	M20BA	4	Duc
	Fiat	Uno	1.1	90-11	OHC	4	Duc
	Fiat	Uno Panel Van	1.1	92-11	OHC	4	Duc


Parts Listing - Ignition Components





Distributor caps - continued


EP905	Make	Model	Derivative	Year	Engine	Cyl	System
	Fiat	Uno	1.4	90-11	CARB	4	Marelli
	Fiat	Uno	1.4 Turbo	90-99	OHC	4	Marelli
	Fiat	Uno Panel Van	1.4	92-98	CARB	4	Marelli

EP907	Make	Model	Derivative	Year	Engine	Cyl	System
	Fiat	Uno	1.4	90-99	F.I.	4	Marelli
	Fiat	Uno Panel Van	1.4	92-98	F.I.	4	Marelli

EP908	Make	Model	Derivative	Year	Engine	Cyl	System
	Hyundai	Atos	1.0	01 on	G4HC	4	Mitsubishi


EP909	Make	Model	Derivative	Year	Engine	Cyl	System
	Ford	Falcon/Fairlane	3.2 & 4.0	89-06		6	Bosch


EP911	Make	Model	Derivative	Year	Engine	Cyl	System
	Mitsubishi	Colt	2.0	94-11	4G63	4	Mitsubishi
	Mitsubishi	Colt	2.4	94-11	4G64	4	Mitsubishi
	Mitsubishi	Space Gear	2.0	96-06	4G64	4	Mitsubishi
	Proton		Arena 1.5	06 on	4G15	4	Mitsubishi
	Proton		Satria 1.6	06 on	4G92	4	Mitsubishi


EP912	Make	Model	Derivative	Year	Engine	Cyl	System
	Toyota	Conquest/Corolla	1.6 RSi, 20V	97-10	4A-GE	4	Denso


Parts Listing - Ignition Components


Distributor caps - continued


EP915	Make	Model	Derivative	Year	Engine	Cyl	System
	Honda	Ballade	1.6i Vtec	96-01	D16Y8	4	Hitachi

EP917	Make	Model	Derivative	Year	Engine	Cyl	System
	Honda	Ballade	180i Vtec	94-01	B18C4	4	Hitachi

EP923	Make	Model	Derivative	Year	Engine	Cyl	System
	Nissan	NP300	1.6	95 on	NA16	4	Mitsubishi
	Nissan	NP300	2.0	95 on	NA20	4	Mitsubishi
	Nissan	NP300	2.4	95 on	KA24	4	Mitsubishi

FA69	Make	Model	Derivative	Year	Engine	Cyl	System
	Ford	F Series	4.0L	66-81	240	6	Autolite
	Ford	F Series	5.0L	66-81	500, 300	6	Autolite
	Ford	Ford Solid State	All	74 on	OHV	6	Autolite


FA79	Make	Model	Derivative	Year	Engine	Cyl	System
	Ford	Fairlane 500	5.8L	65-72	Windsor	8	Autolite
	Ford	Fairlane 500	5.8L	68-74	302	8	Autolite
	Ford	Fairmont	5.7L	70-73	Cleveland	8	Autolite
	Ford	Ford Solid State	All	74 on	OHV	8	Autolite
	Ford	Ranchero	V8	71-76	Windsor	8	Autolite


MO4	Make	Model	Derivative	Year	Engine	Cyl	System
	Chrysler		L & SE	until 76	OHV	6	Chrysler
	Chrysler		Valiant	until 61	OHV	6	Chrysler
	Dodge		All models (Dist.1BR)	60-67	OHV	6	Autolite
	Dodge		All Models (Eng 170,225)	until 61	OHV	6	Chrysler
	Dodge		All with electronic Ignition	73-76	OHV	6	Chrysler
	Dodge		SE 3.7L	72-75	225	6	Chrysler
	Dodge		W/O Loadflight (Eng.710)	until 62	OHV	6	Chrysler


Parts Listing - Ignition Components




Distributor caps - continued

MO23	Make	Model	Derivative	Year	Engine	Cyl	System
	Mitsubishi	Colt	3.0	92-11	6G72	6	Mitsubishi
	Mitsubishi	Pajero	3.0	92-11	6G72	6	Mitsubishi

RR12	Make	Model	Derivative	Year	Engine	Cyl	System
	Opel	Kadett	1.2	80-85	1.2S	4	Delco
	Opel	Manta	1.9	71-76	1.9	4	Delco


RR95	Make	Model	Derivative	Year	Engine	Cyl	System
	Bedford		JO, R, TJ, TK Range	60 on	OHV	6	Delco
	Vauxhall		Velox & Cresta	59-67	OHV	6	Delco

RR145	Make	Model	Derivative	Year	Engine	Cyl	System
	Bedford		CF/HA Van 1.2L, 1.6L	66-73	OHV	4	Delco
	Chevrolet	Chevrolet	1.3	75-78	76.6	4	Delco
	Chevrolet	Firenza	1.2	71-73	70.7	4	Delco
	Chevrolet	Firenza	1.3	73-75	76.6	4	Delco
	Chevrolet	Hatch	1.3	76-78	76.6	4	Delco
	Chevrolet		Ascona	78-81	76.6	4	Delco
	Dodge		Dodge (Husky)	75-78	OHV	4	Delco
	Opel	Kadett	1.2	66-73	1.2S	4	Delco
	Triumph	Spitfire III	1.3	69-71	OHV	4	Delco
	Vauxhall		Viva	67-71	OHV	4	Delco

RR165	Make	Model	Derivative	Year	Engine	Cyl	System
	Chevrolet	C Series	C10, C20, 5.0L	69-73	250, 292	8	Delco
	Chevrolet	Constantia	V8, 5.0L	72-75	308	8	Delco
	Chevrolet	Impala	5.4L	65-70	327	8	Delco
	Chevrolet	Rekord	5.8L	71-73	308, 350	8	Delco
	Holden		All Models	67-70	OHV	8	Delco
	Jeep		237 Engine	66-67	OHV	8	Delco
	Jeep		All Models	until 68	OHV	8	Delco
	Studebaker		All Models	65-66		8	Delco
	Studebaker		Lark, Regal	60-61		8	Delco
	Studebaker		Most Models	62-64		8	Autolite


Parts Listing - Ignition Components

Modules - Continued

RR181	Make	Model	Derivative	Year	Engine	Cyl	System
	Chevrolet	Chevrolet	1.9	75-78	120	4	Delco
	Chevrolet	Chevrolet	2.5	73-78	153	4	Delco
	Chevrolet	Chevair	1.6	76-82	OHV	4	Delco
	Chevrolet	Chevair	2.0	76-82	OHV	4	Delco
	Chevrolet	Chevair	2.3	76-82	OHV	4	Delco
	Chevrolet	Firenza	2.5	71-75	153	4	Delco
	Chevrolet	Hatch	1.9	76-78	120	4	Delco
	Chevrolet	Nomad	2.5	76-80	153	4	Delco
	Chevrolet	Rekord	2.3	78-81	141	4	Delco
	Opel	Rekord	2.3 & 2.5	66-71	OHV	4	Delco
	Rambler		2.5	68-73	130	4	Delco

RR183	Make	Model	Derivative	Year	Engine	Cyl	System	
	Chevrolet	C SERIES	C10, C20, 4.0L	74-80	250	6	Delco	
	Chevrolet	Chevrolet	3.8	79-82		6	Delco	
	Chevrolet	Chevrolet	4.1	79-82		6	Delco	
	Holden		All Models	67-71	OHV	6	Delco	
	Holden		Belmont Pick-up	67-71	OHV	6	Delco	
	Jeep		232 Engine	66-67	OHV	6	Delco	
	Rambler		3.8	70-73	OHV	6	Delco	
	Rambler		4.1	73-76	250	6	Delco	
	Studebaker		All Models	65-66		6	Delco	
	Opel	Astra	160	93-95	1.6NZ, SE	4	Delco	
	Opel	Kadett	1.3 (dist cap 118mm high)	80-90	1.3S NV	4	Delco	
	Opel	Kadett, Monza	1.6	85-90	1.6SV	4	Delco	
	Opel	Kadett, Monza	1.6i	93-94	1.6NZ	4	Delco	


Modules


TP40	Make	Model	Derivative	Year	Engine	Cyl	System	
	Ford	Bantam	1.3	83-86	Kent	4	Autolite	
	Ford	Escort	1.3 & 1.6	81-86	Kent	4	Autolite	
	Ford	Escort	1.3 & 1.6	81-86	Kent	4	Bosch	
	Ford	Sapphire, Sierra	1.6	89-93	Kent	4	Bosch	
	Ford	Sapphire, Sierra	2.0	89-93	KLN	4	Bosch	
	Ford	Sapphire, Sierra	2.0	83-85	2V KLN	4	Bosch	
	Ford	Sapphire, Sierra	2.0	85-93	2V KLN	4	Bosch	
	Ford	Sapphire, Sierra	2.3	83-86	KLN	6	Bosch	
	Ford	Ford Solid State	All	76 on	OHV	6	Autolite	
	Ford	Ford Solid State	All	77-78	OHV	6	Autolite	
	Ford	Ford Solid State	All	76-80	OHV	8	Autolite	


Parts Listing - Ignition Components




Modules - Continued

TP45	Make	Model	Derivative	Year	Engine	Cyl	System
 <p>W G B C</p>	Alfa Romeo	Alfetta	2000	83-85	DOHC	4	Bosch
	Alfa Romeo	Alfasud	1,5	80-85	OHC	4	Bosch
	Alfa Romeo	GTV	2.0	83-85	DOHC	4	Bosch
	Alfa Romeo	GTV	2.5 V6	81-85	V6	6	Bosch
	Alfa Romeo	GTV	3.0 V6	83-85	V6	6	Bosch
	Alfa Romeo	Giulietta	1.8 2.0	83-85	DOHC	4	Bosch
	Chevrolet		All 454 Engine	until 76	OHV	8	Delco
	Chevrolet		All ex76 454 Engine	75-76	OHV	8	Delco
	Chevrolet		ALL 4.1L	79-82	OHV	6	Delco
	Peugeot	505	2.0	81 on	XN6	4	Duc
	Renault	R9	1.4	83-86	C2J, C3J	4	Duc
	Renault	R9	1.7	84-86	F2N	4	Duc
	Renault	R11	1.4	85-86	C2J, C3J	4	Duc
	Renault	R11	1.7	85-86	F2N	4	Duc


TP49	Make	Model	Derivative	Year	Engine	Cyl	System
 <p>P N E R 4 pin + C B 3 pin</p>	Opel	Astra	160	93-95	1.6NZ, SE	4	Delco
	Opel	Corsa	1.6	98-05	16NE	4	Bosch
	Opel	Corsa	1.3	96-02	13NE	4	Delco
	Opel	Kadett, Monza	1.6	85-90	1.6SV	4	Delco
	Opel	Kadett, Monza	1.6	85-90	1.6SV	4	Delco
	Opel	Kadett, Monza	1.6i	93-94	1.6NZ	4	Delco
	Opel	Kadett, Monza	1.6	85-90	1.6SV	4	Delco


TP90	Make	Model	Derivative	Year	Engine	Cyl	System
 <p>3 pin</p>	Volkswagen	Golf III	2.8 VR6	92-96	AAA	6	Bosch
	Volkswagen	Jetta	2.8 VR6	92-96	AAA	6	Bosch


TP100	Make	Model	Derivative	Year	Engine	Cyl	System
 <p>7 pin</p>	Audi	100	100/5	81-84	OHC	5	Bosch
	Audi	100	100 GLS & 100/5S	78-84	OHC	5	Bosch
	Audi	100	100 GLS 5E	77-84	OHC	5	Bosch
	Audi	200	5E	78-83	OHC	5	Bosch
	Opel	Ascona	1,6	82-87	1.6SH	4	Bosch
	Opel	Ascona	1.8	84-87	1.8SE	4	Bosch
	Opel	Kadett, Monza	1.6	82-85	1.6SH	4	Bosch
	Opel	Kadett, Monza	1.6	85-90	1.6SH	4	Bosch
	Opel	Kadett, Monza	1.8	85-87	1.8SE, SV	4	Bosch
	Opel	Rekord	2.0	88-94	2.0SE	4	Bosch
	Volkswagen	Fox	1.3	87-96	OHC	4	Bosch
	Volkswagen	Fox	1.6	87-96	OHC	4	Bosch
	Volkswagen	Fox	1.8	90-96	OHC	4	Bosch


Parts Listing - Ignition Components


Modules - Continued


TP100 - Cont.	Make	Model	Derivative	Year	Engine	Cyl	System
 <p>7 pin</p>	Volkswagen	Citi Golf	1.8	84-87	OHC	4	Bosch
	Volkswagen	Jetta	1.3	84-87	OHC	4	Bosch
	Volkswagen	Golf Pick-up	1.6	81-86	FR	4	Bosch
	Volkswagen	Kombi	1.9 W/Cooled	80-87	DG	4	Bosch
	Volkswagen	Passat	1.8	84-87	JV	4	Bosch
	Volkswagen	Passat	1.9	81-85	WN	5	Bosch
	Volkswagen	Passat	2.2	84-87	MX	5	Bosch

TP116	Make	Model	Derivative	Year	Engine	Cyl	System
 <p>20mm I.D. E B C I 4 blade</p>	Honda	Ballade	150, 16V, SOHC (carb)	89-92	D15B3	4	Hitachi
	Honda	Ballade	150, 16V Luxline	92-96	D15B3	4	Hitachi

TP119	Make	Model	Derivative	Year	Engine	Cyl	System
 <p>2 pin underneath 3 pin</p>	Land Rover		110 3.5	86-92	OHV	8	Lucas
	Land Rover		Discovery V8	94-06	35DM8	8	Lucas
	Land Rover	Freelander	Rangerover 3.9, 4.2	92-06		8	Lucas

TP121	Make	Model	Derivative	Year	Engine	Cyl	System
 <p>3 pin</p>	Nissan	1 Tonner	2.4	99 on	KA24		Mitsubishi
	Nissan	Maxima	3.0	91-06	VG30E	6	Hitachi
	Nissan	Primera	1.6	98-01	GA16DE	4	Lucas
	Nissan	Sentra	1.6, 16V	92-00	GA16DS	4	Hitachi
	Nissan	Sentra	2.0, DOHC	92-00	SR20DE	4	Hitachi
	Nissan	NP300	1.6	95 on	NA16	4	Mitsubishi
	Nissan	NP300	2.0	95 on	NA20	4	Mitsubishi


TP127	Make	Model	Derivative	Year	Engine	Cyl	System
 <p>J934</p>	Chevrolet	Spark	800	05-11	F8CV	3	Mitsubishi
	Chevrolet	Spark	800	00-11	F8CV	3	Dac/Mando
	Daewoo	Matiz	0.8	99-03	F8CV	3	Mitsubishi/LS
	Daewoo	Matiz	0.8	00-11	F8CV	3	Dac/Mando


TP166H	Make	Model	Derivative	Year	Engine	Cyl	System
	Honda	Ballade	150i, 12V	85-89	EW3	4	Hitachi
	Honda	Ballade	160i, 16V, SOHC	89-92	D16A7	4	Hitachi
	Honda	Ballade	160i, 16V, SOHC Luxline	92-96	D16A7	4	Hitachi
	Honda	Ballade	160i, 1600, 16V DOHC	87-89	ZC1	4	Hitachi


Parts Listing - Ignition Components





Modules - Continued

TP166H - Cont.	Make	Model	Derivative	Year	Engine	Cyl	System
	Honda	Ballade	160i/E, 16V, DOHC	89-94	D16A9	4	Hitachi
	Honda	Ballade	160i, VTEC, DOHC	96-10	B16A6	4	Hitachi
	Honda	Ballade	180i/E, 16V, DOHC	94-10	B18B3, 4	4	Hitachi

TP172	Make	Model	Derivative	Year	Engine	Cyl	System
 Top Dead Sensor J911	Ford	Courier	2.2	94-10	2.2	4	Mitsubishi
	Mazda	Marathon	2.2	96-10	F2	4	Mitsubishi
	Ford	Laser, Meteor	1.3	88-95	B3	4	Mitsubishi
	Ford	Laser, Meteor	1.6, 16V, DOHC	88-96	BPi	4	Mitsubishi
	Ford	Ranger	2.0	91-11	FE	4	Mitsubishi
	Ford	Laser, Meteor	1.6, 8V	86-91	F6	4	Mitsubishi
	Ford	Bantam	1.3		B3	4	Mitsubishi
	Ford	Bantam	1.6i, 8V	93-12	F6	4	Mitsubishi
	Ford	Courier	1.8	96-10	F8	4	Mitsubishi
	Ford	Spectron	2.2	96-06	F2	4	Mitsubishi
	Mazda	Astina, Etude	1.8 & 2.2	94-10	F8, F2	4	Mitsubishi
	Mazda	Rustler	1.3	93-95	B3	4	Mitsubishi
	Mazda	323	1.3	88-95	B3	4	Mitsubishi
	Mazda	323	1.6, 8V	86-88	F6	4	Mitsubishi
	Mazda	323	1.6, 16V, DOHC	85-05	B6, B6i	4	Mitsubishi


TP189	Make	Model	Derivative	Year	Engine	Cyl	System
 short yellow wire, long red wire	Toyota	Conquest/Corolla	1.3, 12V	88-93	2E	4	DENSO
	Toyota	Conquest/Corolla	1.3, 12V	93-10	2E	4	DENSO
	Toyota	Conquest/Corolla	1.6, 16V	88-93	4A-F	4	DENSO


TP200B	Make	Model	Derivative	Year	Engine	Cyl	System
	BMW	3 Series	1.6	86-89	M10B18	4	Bosch
	BMW	3 Series	1.8	83-89	M10B18	4	Bosch
	BMW	3 Series	2.0	83-06	M20B20	6	Bosch
	BMW	3 Series	2.3i	83-86	M20B23	6	Bosch
	BMW	3 Series	2.5i	86-06	M20B25	6	Bosch
	BMW	3 Series	2.5i S	87-06	M20B27	6	Bosch


TP300	Make	Model	Derivative	Year	Engine	Cyl	System
 7 pin	Alfa Romeo	Alfetta	2000	83-85	DOHC	4	Bosch
	Alfa Romeo	Alfasud	1.5	80-85	OHC	4	Bosch
	Alfa Romeo	GTV	2.0	83-85	DOHC	4	Bosch
	Alfa Romeo	GTV	2.5, V6	81-85	V6	6	Bosch
	Alfa Romeo	GTV	3.0, V6	83-85	V6	6	Bosch


Parts Listing - Ignition Components


Modules - Continued

TP300 - Cont.	Make	Model	Derivative	Year	Engine	Cyl	System
 <p>7 pin</p>	Alfa Romeo	Giulietta	1.8, 2.0	83-85	DOHC	4	Bosch
	BMW	3 Series	1.6	86-89	M10, B18	4	Bosch
	BMW	3 Series	1.8	83-89	M10, B18	4	Bosch
	BMW	3 Series	2.0	83-06	M20, B20	6	Bosch
	BMW	3 Series	2.3i	83-86	M20, B23	6	Bosch
	BMW	3 Series	2.5i	86-06	M20, B25	6	Bosch
	BMW	3 Series	2.5i S	87-06	M20, B27	6	Bosch
	Hyundai	Accent	1.5	94-99	G4EK	4	Bosch
	Hyundai	Coupe	1.5i	92-96	G4EK	4	Bosch
	Opel	Kadett, Monza	2.0i, 8V	93-06	2.0SE	4	Valeo
	Opel	Astra	180 & 200	94-06	18SE, 20SE, XE	4	Valeo
	Opel	Astra	140	93-95	1.4NV	4	Bosch
	Opel	Kadett	140	93-95	1.4NV	4	Bosch
	Peugeot	405	1.9	87-95	XU92C	4	Bosch

TP400	Make	Model	Derivative	Year	Engine	Cyl	System
 <p>2 pin 2 pin</p>	Opel	Corsa	1.3	96-02	13NE	4	Delco
	Opel	Kadett	1.3 (dist cap 118mm high)	80-90	1.3S, NV	4	Delco

TP500	Make	Model	Derivative	Year	Engine	Cyl	System
 <p>2 pin 2 pin</p>	Ford	Bantam	1.3	83-86	Kent	4	Bosch
	Ford	Bantam	1.6	84-86	CVH	4	Lucas
	Ford	Escort	1.3 & 1.6	81-86	CVH	4	Bosch
	Ford	XR3	1.6i	84-86	CVH	4	Bosch
	Ford	XR3	1.6	81-85	CVH	4	Lucas
	Mazda	Rustler	1.6	84-86	CVH	4	Lucas


TP600	Make	Model	Derivative	Year	Engine	Cyl	System
 <p>2 pin underneath 3 pin</p>	Ford	Bantam	1.4 & 1.6	86-93	CVH	4	Lucas
	Ford	XR3	1.6	85-86	CVH	4	Lucas
	Ford	Laser, Meteor	1.4 & 1.6	89-91	CVH	4	Lucas
	Mazda	Rustler	1.4 & 1.6	86-93	CVH	4	Lucas


TP700	Make	Model	Derivative	Year	Engine	Cyl	System
 <p>6 pin</p>	FORD	Courier	3.0, V6	90-05	Essex	6	Bosch
	FORD	Sapphire, Sierra	3.0, V6	89-93	Essex	6	Bosch

Parts Listing - Ignition Components



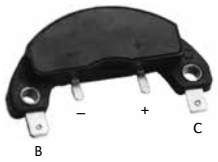
Modules - Continued


TP800D	Make	Model	Derivative	Year	Engine	Cyl	System
 <p>P N E 3 pin</p> <p>+ C B 3 pin</p>	Opel	Astra	160	93-95	1.6NZ,SE	4	Delco
	Opel	Kadett, Monza	1.6	85-90	1.6SV	4	Delco
	Opel	Kadett, Monza	1.6	85-90	1.6SV	4	Delco
	Opel	Kadett, Monza	1.6i	93-94	1.6NZ	4	Delco


TP900D	Make	Model	Derivative	Year	Engine	Cyl	System
	Audi	500	2,2	83-89	OHC	5	Bosch
	Audi	500	2,3	89-94	OHC	5	Bosch
	Audi	400	1.8	87-91	OHC	4	Bosch
	BMW	5 Series	2.8i	85-89	M30B28	6	Bosch
	BMW	5 Series	3.5i	81-85	M90	6	Bosch
	BMW	7 Series	2.8i	80-87	M30B28	6	Bosch
	BMW	7 Series	3.0i	87-98	M30,M60	6	Bosch
	BMW	7 Series	3.3i	78-87	M30B32	6	Bosch
	BMW	7 Series	3.5i	81-87	M30B35	6	Bosch
	BMW	7 Series	3.5i	87-92	M30B35	6	Bosch
	BMW	7 Series	4.5i	84-87	M88B35	6	Bosch
	Volkswagen	Golf II	2.0, 16V	90-93	AAL	4	Bosch
	Volkswagen	Citi Golf	1.3	84-87	OHC	4	Bosch
	Volkswagen	Citi Golf	1.3 Chico	96 on	OHC	4	Bosch
	Volkswagen	Citi Golf	1.6	84-87	OHC	4	Bosch
	Volkswagen	Citi Golf	1.6	87-95	OHC	4	Bosch
	Volkswagen	Citi Golf	1.6	96-10	OHC	4	Bosch
	Volkswagen	Citi Golf	1.8	87-09	OHC	4	Bosch
	Volkswagen	Golf II	1.6	82-85	HM	4	Bosch
	Volkswagen	Golf II	1.8	84-92	HV	4	Bosch
	Volkswagen	Golf II	1.8, 8V	84-92	EV	4	Bosch
	Volkswagen	Golf II	1.8, 16V	86-90	KR	4	Bosch
	Volkswagen	Golf III	1.6	92-96	HM	4	Bosch
	Volkswagen	Jetta	1.6	84-96	HM, ACG	4	Bosch
	Volkswagen	Jetta	1.8, 8V	84-95	EV, ACH	4	Bosch
	Volkswagen	Golf Pick-up	1.6 & 1.8	86-96	JK, HV, HM	4	Bosch
	Volkswagen	Kombi	1.8	88-95	AAX	4	Bosch
	Volkswagen	Kombi	1.9 W/Cooled	88-89	DG	4	Bosch
	Volkswagen	Kombi	2.0	80-85	CU	4	Bosch
	Volkswagen	Kombi	2.1 FI & Synchro	86-92	DJ	4	Bosch
	Volkswagen	Microbus/ Caravelle	2.5i	91-95	AAV	4	Bosch
	Volkswagen	Microbus/ Caravelle	2.3 & 2.6	95-03	AFU, ADV	5	Bosch
	Volkswagen	Passat	2.2 Fi	84-87	SG	5	Bosch
Volkswagen	Jetta	1.8, 16V	87-89	KR	4	Bosch	
Volkswagen	Jetta	2.0, 8V	92-96	2E	4	Bosch	
Volkswagen	Golf III	2.0, 8V	92-96	2E	4	Bosch	

Parts Listing - Ignition Components

Modules - Continued

TP1000M	Make	Model	Derivative	Year	Engine	Cyl	System
 <p>A black plastic ignition module with three terminals labeled B, -, and +. Terminal C is also indicated.</p> <p>J106</p>	Ford	Bantam	1.6, 8V	93-11	F6	4	Mitsubishi
	Ford	Laser, Meteor	1.3 & 1.5	86-88	E3	4	Mitsubishi
	Ford	Laser, Meteor	1.6, 8V	91-99	F6	4	Mitsubishi
	Ford	Laser, Meteor	2.0, 8V, SOHC	91-08	FE	4	Mitsubishi
	Mazda	Rustler	1.6	93-12	F6	4	Mitsubishi
	Mazda	323	1.3 & 1.5	83-86	E3, E5	4	Mitsubishi
	Mazda	323	1.3 & 1.5	86-88	E3, E5	4	Mitsubishi
	Mazda	323	1.6, 8V	89-05	F6	4	Mitsubishi
	Mazda	323	2.0, 16V, SOHC	89-08	FE	4	Mitsubishi
	Mazda	626	1.6	86-89	F6	4	Mitsubishi
	Mazda	626	2.0, SOHC	89-05	FE	4	Mitsubishi
	Mitsubishi	Tredia	1.6	83-85	4G32	4	Mitsubishi
	Mitsubishi	Tredia	1.8	83-85	4G62	4	Mitsubishi
	Mitsubishi	Tredia	1.8 T	84-85	4G62	4	Mitsubishi


TP1001NS	Make	Model	Derivative	Year	Engine	Cyl	System
 <p>A black plastic ignition module with a circular opening and two terminals.</p>	Nissan	Skyline	2.8	83-87	L28	6	Hitachi

TP1002M	Make	Model	Derivative	Year	Engine	Cyl	System	
 <p>A black plastic ignition module with two pins and a terminal.</p> <p>2 pin</p> <p>J117</p>	Ford	Bantam	1.3		B3	4	Mitsubishi	
	Ford	Bantam	1.6i, 8V	93-12	F6	4	Mitsubishi	
	Ford	Courier	1.8	96-10	F8	4	Mitsubishi	
	Ford	Courier	2.2	94-10	2.2	4	Mitsubishi	
	Ford	Laser, Meteor	1.3	88-95	B3	4	Mitsubishi	
	Ford	Laser, Meteor	1.6, 8V	86-91	F6	4	Mitsubishi	
	Ford	Laser, Meteor	1.6, 16V, DOHC	88-96	BPi	4	Mitsubishi	
	Ford	Ranger	2.0	91-11	FE	4	Mitsubishi	
	Ford	Spectron	2.2	96-06	F2	4	Mitsubishi	
	Mazda	Astina, Etude	1.8 & 2.2	94-10	F8, F2	4	Mitsubishi	
	Mazda	Marathon	2.2	96-10	F2	4	Mitsubishi	
	Mazda	Rustler	1.3	93-95	B3	4	Mitsubishi	
	Mazda	Rustler	1.6i	93-12	B6	4	Mitsubishi	
	Mazda	323	1.3	88-95	B3	4	Mitsubishi	
	Mazda	323	1.6, 8V	86-88	F6	4	Mitsubishi	
	Mazda	323	1.6, 16V, DOHC	85-05	B6, B6i	4	Mitsubishi	
	Mazda	626	1.8	89-92	F8	4	Mitsubishi	


Parts Listing - Ignition Components




Modules - Continued


TP1003B	Make	Model	Derivative	Year	Engine	Cyl	System
	BMW	5 Series	1.8i	82-85	M10, B18	4	Bosch
	BMW	5 Series	2.0	79-82	M60, B20	6	Bosch
	BMW	5 Series	2.0i	82-89	M20, B20	6	Bosch

6 pin


TP1004T	Make	Model	Derivative	Year	Engine	Cyl	System
	Toyota	Cressida	2.0	89-92	3Y	4	Denso
	Toyota	Condor	1.8	00-03	2Y	4	Denso
	Toyota	Hi-Ace/Hilux	1.8 & 2.2	93-11	2Y, 4Y	4	Denso
	Toyota	Stallion/Venture	1.8 & 2.2	92-09	2Y, 4Y	4	Denso


TP1005B	Make	Model	Derivative	Year	Engine	Cyl	System
	Opel	Kadett, Monza	1.6	90-04	1.6SE, SV	4	Bosch
	Opel	Kadett, Monza	1.8	86-90	1.8SE, SV	4	Bosch
	Opel	Kadett, Monza	1.8	90-06	1.8SE, SV	4	Bosch
	Opel	Kadett, Monza	2.0	87-90	2.0SEH, SV	4	Bosch
	Opel	Kadett, Monza	2.0	90-06	2.0SEH, SV	4	Bosch

4 pin

TP1006D	Make	Model	Derivative	Year	Engine	Cyl	System
	Opel	Kadett, Monza	1.8 (Brazil)	85-87		4	Bosch

7 pin


TP1007B	Make	Model	Derivative	Year	Engine	Cyl	System
	Mercedes Benz		200	81-86	102	4	Bosch
	Mercedes Benz		200 (Type 124-020)	86-90	102	4	Bosch
	Mercedes Benz		200 E F.I.	90-06	102	4	Bosch
	Mercedes Benz		230 E	81-86	102	4	Bosch
	Mercedes Benz		230 E (124-023)	86-06	102	4	Bosch
	Mercedes Benz		280 E	77-86	110	6	Bosch


TP1008H	Make	Model	Derivative	Year	Engine	Cyl	System
	Honda	Ballade	1.3 8V	82-85	EN4	4	Hitachi


5 pin


Parts Listing - Ignition Components


Modules - Continued

TP1009FM	Make	Model	Derivative	Year	Engine	Cyl	System
 <p>5 pin</p>	Fiat	Uno	1.4	90-99	F.I.	4	Marelli
	Fiat	Uno	1.4	90-11	CARB	4	Marelli
	Fiat	Uno	1.0	96-11	M20BA	4	Marelli
	Fiat	Uno	1.1	90-11	OHC	4	Marelli
	Fiat	Uno Panel Van	1.1	92-11	OHC	4	Marelli
	Fiat	Uno Panel Van	1.4	92-98	CARB	4	Marelli
	Fiat	Uno Panel Van	1.4	92-98	F.I.	4	Marelli

TP1010NS	Make	Model	Derivative	Year	Engine	Cyl	System
 <p>16mm I.D. 2 pin C B</p>	Nissan	Laurel	2.8	82-84	L28	6	Hitachi
	Nissan	Langely	1.3	86-87	E13	4	Hitachi
	Nissan	Langely	1.5	85-87	E15	4	Hitachi
	Nissan	Langely	1.5 SS	84-86	E15	4	Hitachi
	Nissan	Langely	1.5 T	86-88	E15T	4	Hitachi
	Nissan	Pulsar	1.3	83-86	E13	4	Hitachi
	Nissan	Sentra	1.3	87-92	E13S	4	Hitachi
	Nissan	Sentra	1.6	87-92	E16S	4	Hitachi
	Nissan	Skyline	2.0	87-92	CA20S	4	Hitachi

TP1011H	Make	Model	Derivative	Year	Engine	Cyl	System
 <p>4 pin</p>	Honda	Ballade	130,150, 12V	84-89	EV2, EW2	4	Hitachi


TP1012L	Make	Model	Derivative	Year	Engine	Cyl	System
 <p>4 pin</p>	Opel	Astra	140	96-06	1.4SE	4	Lucas
	Opel	Corsa	1.4	02-08	14SE	4	Lucas
	Opel	Kadett, Monza	1.6	until 90	1.6SV	4	Lucas
	Opel	Kadett, Monza	1.6	90-02	1.6SE, SV	4	Lucas


TP1013DU	Make	Model	Derivative	Year	Engine	Cyl	System
 <p>2 pin underneath 2 pin</p>	Fiat	UNO	1.0	96-11	M20BA	4	Duc
	Fiat	UNO	1.1	90-11	OHC	4	Duc
	Fiat	Uno Panel Van	1.1	92-11	OHC	4	Duc


Parts Listing - Ignition Components





Modules - Continued

TP1023	Make	Model	Derivative	Year	Engine	Cyl	System
 <p>3 pin 6 pin J723T</p>	Mitsubishi	Colt	3.0	92-11	6G72	6	Mitsubishi
	Mitsubishi	Pajero	3.0	92-11	6G72	6	Mitsubishi

TP1024	Make	Model	Derivative	Year	Engine	Cyl	System
 <p>7 pin</p>	Fiat	Uno	1.4 Turbo	90-99	OHC	4	Marelli


TP1025	Make	Model	Derivative	Year	Engine	Cyl	System
 <p>J170</p>	Ford	Laser, Meteor	2.0, 16V, DOHC	91-94	FE	4	Mitsubishi
	Hyundai	Atos	1.0	01 on	G4HC	4	Mitsubishi
	Kia	Pride	1.3	90-96	B3	4	Mitsubishi
	Mazda	Astina, Etude	2.6	00-07	G6	4	Mitsubishi
	Mazda	323	2.0, 8V, Fi	94-08	FE	4	Mitsubishi
	Mazda	626	2.0i, DOHC	91-94	FE	4	Mitsubishi
	Ford	Laser, Meteor	1.3	95-10	B3	4	Mitsubishi
	Mazda	Rustler	1.3	95-12	B3	4	Mitsubishi
	Mazda	323	1.3	95-06	B3	4	Mitsubishi
	Ford	Bantam	1.3	95-11	B3	4	Mitsubishi
	Ford	Bantam	1.6i	94-11	B6	4	Mitsubishi

TP1026	Make	Model	Derivative	Year	Engine	Cyl	System
 <p>3 pin J121</p>	Mazda	323	2.0, 16V, DOHC	91-94	FE	4	Mitsubishi


TP1027	Make	Model	Derivative	Year	Engine	Cyl	System
 <p>J153</p>	Ford	Laser, Meteor	1.3	95-10	B3	4	Mitsubishi
	Mazda	Rustler	1.3	95-12	B3	4	Mitsubishi
	Mazda	323	1.3	95-06	B3	4	Mitsubishi
	Ford	Bantam	1.3	95-11	B3	4	Mitsubishi
	Ford	Bantam	1.6i	94-11	B6	4	Mitsubishi


Parts Listing - Ignition Components


Modules - Continued

TP1028	Make	Model	Derivative	Year	Engine	Cyl	System
 <p>E12-117A 4 blade</p>	Honda	Ballade	150, 16V, SOHC (carb)	89-92	D15B3	4	Hitachi
	Honda	Ballade	150, 16V, Luxline	92-96	D15B3	4	Hitachi

TP1029	Make	Model	Derivative	Year	Engine	Cyl	System
 <p>J152</p>	Ford	Courier	1.6	86-91	F6	4	Mitsubishi
	Ford	Husky	2.0	87-94	4G63	4	Mitsubishi
	Hyundai	Coupe	1.5i	92-96	G4EK	4	Mitsubishi
	Mazda	B Series	1.6	94-06	F6	4	Mitsubishi
	Mitsubishi	Colt	1.6	94 on	4G32	4	Mitsubishi
	Mitsubishi	Colt	2.0	94-11	4G63	4	Mitsubishi
	Mitsubishi	L300	2.0	87-89	4G63	4	Denso
	Mitsubishi	Space Gear	2.0	96-06	4G64	4	Mitsubishi
Mitsubishi	Tredia	1.8 T	84-85	4G62	4	Mitsubishi	

TP1030	Make	Model	Derivative	Year	Engine	Cyl	System
 <p>J881 6 pin</p>	Ford	Telstar	2.0, 4 Cyl	93-95	FS4	4	Mitsubishi
	Ford	Telstar	2.0i, 4 Cyl	95-05	FS4	4	Mitsubishi
	Mazda	626	2.0	93-95	FS4	4	Mitsubishi
	Mazda	626	2.0, 4 Cyl	96-05	FS4	4	Mitsubishi


TP1031	Make	Model	Derivative	Year	Engine	Cyl	System
 <p>3 pin</p>	Volkswagen	Polo	1.4i	98-02	AGY	4	Bosch
	Volkswagen	Polo	1.6i	98-02	AFX	4	Bosch
	Volkswagen	Polo	1.8i	99-02	AFV	4	Bosch


TP1032	Make	Model	Derivative	Year	Engine	Cyl	System
	Honda	Ballade	1.6i VTEC	96-01	D16Y8	4	Hitachi


Parts Listing - Ignition Components





Modules - Continued

TP1033	Make	Model	Derivative	Year	Engine	Cyl	System
 <p>E12-125</p>	Honda	Ballade	150, 16V SOHC (Carb)	89-92	D15B3	4	Hitachi
	Honda	Ballade	150, 16V Luxline	92-96	D15B3	4	Hitachi
	Nissan	1 Tonner	1.6	95 on	NA16	4	Mitsubishi
	Nissan	1 Tonner	2.0	95 on	NA20	4	Mitsubishi
	Nissan	1 Tonner	2.4	99 on	KA24		Mitsubishi
	Nissan	NP300	1.6	08 on	NA16	4	Mitsubishi
	Nissan	NP300	2.4	95 on	KA24	4	Mitsubishi
	Nissan	Sentra	1.6	95-00	GA16DNE	4	Hitachi

TP4052	Make	Model	Derivative	Year	Engine	Cyl	System
 <p>J263T</p>	Nissan	1 Tonner	1.6	95 on	NA16	4	Mitsubishi
	Nissan	1 Tonner	2.0	95 on	NA20	4	Mitsubishi
	Nissan	NP300	1.6	08 on	NA16	4	Mitsubishi
	Nissan	NP300	2.0	95 on	NA20	4	Mitsubishi
	Nissan	NP300	2.4	95 on	KA24	4	Mitsubishi
	Nissan	NP300	2.4	95 on	KA24	4	Mitsubishi
	Nissan	Sentra	1.4, 16V	92-00	GA14DS	4	Hitachi
	Nissan	Sentra	1.4i	97-00	GA14DNE	4	Hitachi


TP4053	Make	Model	Derivative	Year	Engine	Cyl	System
 <p>J563T</p>	Nissan	1 Tonner	1 Tonner	99 on	KA24		Mitsubishi
	Nissan	NP300	1.6	08 on	NA16	4	Mitsubishi
	Nissan	NP300	2.0	95 on	NA20	4	Mitsubishi
	Nissan	NP300	2.4	95 on	KA24	4	Mitsubishi
	Nissan	NP300	2.4	95 on	KA24	4	Mitsubishi


TP1034	Make	Model	Derivative	Year	Engine	Cyl	System
 <p>J885</p>	Ford	Telstar	2.5	93-95	KL6	6	Mitsubishi
	Ford	Telstar	2.5	95-05	KL6	6	Mitsubishi
	Mazda	626	2.5	93-95	KL6	6	Mitsubishi
	Mazda	626	2.5	95-05	KL6	4	Mitsubishi


TP1035	Make	Model	Derivative	Year	Engine	Cyl	System
 <p>J928</p>	Mitsubishi	Pajero	3.0	92-11	6G72	6	Mitsubishi

Parts Listing - Ignition Components


rotors - Continued


TP4054	Make	Model	Derivative	Year	Engine	Cyl	System
 <p>4 pin module only</p>	Volkswagen	Golf IV	1.6	99-04	AKL	4	Bosch
	Volkswagen	Golf IV	2.0	99-04	APK	4	Bosch
	Volkswagen	Polo	2.0	04-05	BBX	4	Bosch

TP4055	Make	Model	Derivative	Year	Engine	Cyl	System
 <p>6 pin 6 pin</p>	Volkswagen	Golf IV	2.3 V5	01-06	AGZ	5	Bosch

TP4076	Make	Model	Derivative	Year	Engine	Cyl	System
 <p>5 pin 4 pin</p>	Audi	A4	1.8	95-01	AEB	4	Bosch
	Audi	A4	1.8	95-01	AGU	4	Bosch
	Audi	A4	1.8	99-01	APT	4	Bosch
	Audi	A4	1.8	00-02	AVJ	4	Bosch

rotors


EP41	Make	Model	Derivative	Year	Engine	Cyl	System
	Bedford		10/12 cwt Van	46-52	OHV	4	Lucas
	Ford	Granada	Popular, Prefect	54-68	OHV	4	Lucas
	Ford		Anglia	46-68	OHV	4	Lucas
	Hillman	Vogue	1600	67-77	OHV	4	Lucas
	Land Rover		88	65-80	OHV	4	Lucas
	Leyland		Austin 1800	66-73	OHV	4	Lucas
	Mini		850 & 1.0	65-73	OHV	4	Lucas
	Rover		2000	65-74	OHC	4	Lucas
	Triumph	Herald	1.2	67-69	OHV	4	Lucas
	Triumph	Herald	1.3	67-69	OHV	4	Lucas
	Triumph	Herald	1.5	68-71	OHV	4	Lucas
	Triumph	Spitfire II	1.2	65-68	OHV	4	Lucas
	Wolseley		1100, 11/55	68-72	OHV	4	Lucas
	Wolseley		1100, 16/60	63-67	OHV	4	Lucas


EP44	Make	Model	Derivative	Year	Engine	Cyl	System
	Jaguar	XJ6	2.8	70-73	Twin OHC	6	Lucas
	Jaguar	XJ6	4.2	69-77	Twin OHC	6	Lucas
	Jaguar	XJ6 Series II	3.8	65-68	Twin OHC	6	Lucas
	Jaguar	XJ6 Series II	MK10, 420G	65-72	Twin OHC	6	Lucas
	Land Rover		109 Pick-up & Bus	68-80	OHV	6	Lucas


Parts Listing - Ignition Components




rotors - Continued

EP44 - Cont.	Make	Model	Derivative	Year	Engine	Cyl	System
	Land Rover		Landrover 2.6	67-68	OHV	6	Lucas
	Leyland		A110 Westminster	62-68	OHV	6	Lucas
	Leyland		A90	49-52	OHV	4	Lucas
	Massey Ferguson		All (Vaal Japie)			4	Lucas
	Triumph	Chicane	2.5	73-74	OHV	6	Lucas
	Triumph	Spitfire III	2.0	65-76	OHV	6	Lucas
	Wolseley		6/110	62-68	OHV	6	Lucas


EP49	Make	Model	Derivative	Year	Engine	Cyl	System
	Ford	17M	All	69-71	Essex	4	Autolite
	Ford	20M	3.0	71-72	Essex	6	Autolite
	Ford	Capri	3.0	70-73	Essex	6	Autolite
	Ford	Capri	1.6 & 2.0	69-73	Kent	4	Autolite
	Ford	Cortina	2.0	72-77	V4 OHV	4	Autolite
	Ford	Cortina	2.0	71-73	KLN	4	Autolite


EP49 - Cont.	Make	Model	Derivative	Year	Engine	Cyl	System
	Ford	Cortina	2.0	77-83	KLN	4	Autolite
	Ford	Cortina	1.3 & 1.6	67-83	Kent	4	Autolite
	Ford	Cortina	2.5 & 3.0	72-84	Essex	6	Autolite
	Ford	Escort	1.1	68-72	Kent	4	Autolite
	Ford	Escort	1.3	68-81	Kent	4	Autolite
	Ford	Escort	1.6	70-72	Kent	4	Autolite
	Ford	Escort	2.0	78-80	Kln	4	Autolite
	Ford	Granada	2.0	78-86	Kln	4	Autolite
	Ford	Granada	2.5 & 3.0	73-86	Essex	6	Autolite
	Ford	Sierra	3.0	84-89	Essex	6	Autolite
	Ford	Transit	1.7L	66-73	Essex	4	Autolite


EP58	Make	Model	Derivative	Year	Engine	Cyl	System
	Dodge		Avenger (Chrysler Eng)	75-78	OHV	4	Lucas
	Dodge		Dodge (Husky)	75-78	OHV	4	Lucas
	Jaguar	XJ6 Series II	2.8	83-87	OHC	6	Lucas
	Jaguar	XJ6 Series II	Exec Series II	74-80	Twin OHC	6	Lucas
	Land Rover	110	2.5	88-01	OHV	4	Lucas
	Land Rover		Series III Pick-up & Bus	81-86	6 Cyl	6	Lucas
	Leyland	Marina	1.6	77-79	OHV	4	Lucas
	Leyland	Marina	2.6	75-78	OHC	6	Lucas
	Leyland		Apache & TC (1275cc)	71-78	OHV	4	Lucas
	Mini		1275	73-84	OHV	4	Lucas
	Rover		2600	78-84	OHC	6	Lucas
	Triumph	Chicane	2.5 PI	71-75	OHV	6	Lucas


Parts Listing - Ignition Components


rotors - Continued


EP71	Make	Model	Derivative	Year	Engine	Cyl	System
	Land Rover	110	V8	83-88	OHV	8	Lucas
	Land Rover		Rangerover	79-01	OHV	8	Lucas
	Rover		3500, V8	69-75	OHV	8	Lucas

EP75	Make	Model	Derivative	Year	Engine	Cyl	System
	Rover		3500, V8	78-84	OHV	8	Lucas
	Land Rover	Freelander	Rangerover 3.9, 4.2	92-06		8	Lucas
	Land Rover		110, 3.5	86-92	OHV	8	Lucas
	Land Rover		Discovery, V8	94-06	35DM8	8	Lucas

EP83	Make	Model	Derivative	Year	Engine	Cyl	System
	Ford	Bantam	1.4 & 1.6	86-93	CVH	4	Lucas
	Ford	Laser, Meteor	1.4 & 1.6	89-91	CVH	4	Lucas
	Ford	XR3	1.6	85-86	CVH	4	Lucas
	Mazda	Rustler	1.4 & 1.6	86-93	CVH	4	Lucas

EP86	Make	Model	Derivative	Year	Engine	Cyl	System
	Opel	Astra	140	96-06	1.4SE	4	Lucas
	Opel	Corsa	1.4	02-08	14SE	4	Lucas
	Opel	Kadett, Monza	1.6	until 90	1.6SV	4	Lucas
	Opel	Kadett, Monza	1.6	90-02	1.6SE, SV	4	Lucas


EP88	Make	Model	Derivative	Year	Engine	Cyl	System
	Jaguar		3,6	87-90	Twin OHC	6	Lucas


EP126	Make	Model	Derivative	Year	Engine	Cyl	System
	Volkswagen	Polo	1.8i	99-02	AFV	4	Valeo


Parts Listing - Ignition Components




rotors - Continued

EP129	Make	Model	Derivative	Year	Engine	Cyl	System
	Land Rover	Freelander	1.8	98-10	18 K4F	4	Lucas
	MG	MG TF	115 120 & 135	03-06	18 K4F	4	Lucas
	MG	MG ZR	105 & 120		18 K4F	4	Lucas


EP143	Make	Model	Derivative	Year	Engine	Cyl	System
	Alfa Romeo	Alfasud	1200	74-78	OHC	4	Bosch
	Alfa Romeo	Alfasud	1300	77-79	OHC	4	Bosch
	Alfa Romeo	Alfasud	1500	78-80	OHC	4	Bosch
	Alfa Romeo	Alfetta	1.8	75-77	DOHC	4	Bosch
	Alfa Romeo	Alfetta	2.0	76-82	DOHC	4	Bosch
	Alfa Romeo	Alfetta	2000	83-85	DOHC	4	Bosch


EP143 - Cont.	Make	Model	Derivative	Year	Engine	Cyl	System
	Alfa Romeo	Alfetta	1.6 1.8	73-80	DOHC	4	Bosch
	Alfa Romeo	Berlina	1750	69-73	DOHC	4	Bosch
	Alfa Romeo	Giulia	1.3	66-70	DOHC	4	Bosch
	Alfa Romeo	Giulia	1.6	69-71	DOHC	4	Bosch
	Alfa Romeo	Giulia	1.5 L Sprint Veloce	80-85	OHC	4	Bosch
	Alfa Romeo	Giulietta	1.8	79-82	DOHC	4	Bosch
	Alfa Romeo	Giulietta	1.8 2.0	83-85	DOHC	4	Bosch
	Alfa Romeo	GTV	2.0	83-85	DOHC	4	Bosch
	Alfa Romeo	GTV	1750	69-73	DOHC	4	Bosch
	Alfa Romeo	GTV	2000	72-77	DOHC	4	Bosch
	BMW	1800SA	1.8	73-75	118	4	Bosch
	BMW	2000 SA	2.0	69-73	2.0	4	Bosch
	BMW	2000 SA	3.0	72-78	M30B30	6	Bosch
	BMW	2000 SA	2500	69-74	125	6	Bosch
	BMW	2000 SA	2800	69-72	M30B28	6	Bosch
	BMW	5 SERIES	1.8	75-79	118	4	Bosch
	BMW	5 SERIES	2.0	79-82	M10B20	4	Bosch
	BMW	5 SERIES	2.0	74-79	121	4	Bosch
	Ford	20M	2.5	69-72	ESSEX	6	Bosch
	Opel	Manta	1.6	71-74	OHV	4	Bosch
	Volvo	144	2.0	68-76	B20B	4	Bosch
Volvo	122 S	1.8	67-68	B18B	4	Bosch	
Volvo	122 S	2.0	69-70	B20	4	Bosch	


EP173	Make	Model	Derivative	Year	Engine	Cyl	System
	Alfa Romeo	Alfasud	1200	74-78	OHC	4	Duc
	Alfa Romeo	Alfasud	1300	77-79	OHC	4	Duc
	Alfa Romeo	Alfasud	1500	78-80	OHC	4	Duc
	Citroen		1.2 & 1.3	73-76	OHV	4	Duc
	Dodge		Dodge (Husky)	75-78	OHV	4	Duc


Parts Listing - Ignition Components

rotors - Continued

EP173 - Cont.	Make	Model	Derivative	Year	Engine	Cyl	System
	Hillman		1.6 & 2.0	68-77	OHV	4	Duc
	Peugeot	305	1.5	79-84	OHC	4	Duc
	Peugeot	505	2.0	81 on	XN6	4	Duc
	Peugeot		504, 505	81-85	OHC	4	Duc
	Peugeot		204, 304, 404, 504, 505SR	66-85	OHC	4	Duc
	Renault	R5	1.3	77-85	OHV	4	Duc
	Renault	R5	1.3	75-82	OHV	4	Duc
	Renault	R5	1.4	82-85	OHV	4	Duc
	Renault	R8	1.3	68-70	OHV	4	Duc
	Renault	R10	1.0	68-75	OHV	4	Duc
	Renault	R12	1.3	68-75	OHV	4	Duc
	Renault	R16	1.6	68-75	OHV	4	Duc
	Simca		All Models	55-68		4	Duc

EP191	Make	Model	Derivative	Year	Engine	Cyl	System
	Fiat	Uno	1.0	96-11	M20BA	4	Duc
	Fiat	Uno	1.1	90-11	OHC	4	Duc
	Fiat	Uno Panel Van	1.1	92-11	OHC	4	Duc
	Peugeot	305	1.5	82-84	XR5	4	Duc
	Renault	R9	1.4	83-86	C2J, C3J	4	Duc
	Renault	R11	1.4	85-86	C2J, C3J	4	Duc

EP246	Make	Model	Derivative	Year	Engine	Cyl	System
	Toyota	Camry	2.0 & 2.2	92-93	3SFE, 5SFE	4	Denso
	Toyota	Camry	2.0 & 2.2	93-09	3SFE, 5SFE	4	Denso
	Toyota	Condor	2.0	03-06	1RZ	4	Denso
	Toyota	Condor	2.4i	00-06	2RZ	4	Denso
	Toyota	Conquest/Corolla	1.3 12V	88-93	2E	4	Denso
	Toyota	Conquest/Corolla	1.3 12V	93-10	2E	4	Denso
	Toyota	Conquest/Corolla	1.6 & 1.8 16V	93-10	4AFE, 7AFE	4	Denso
	Toyota	Conquest/Corolla	1.6 16V	89-93	4A-GE	4	Denso
	Toyota	Conquest/Corolla	1.6 16V	88-93	4A-F	4	Denso
	Toyota	Hi-Ace/Hilux	2.0	93-10	1RZ	4	Denso
	Toyota	Hi-Ace/Hilux	2.4	94-98	2RZ	4	Denso
	Toyota	Hi-Ace/Hilux	2.7i	94-10	3RZ	4	Denso

EP277	Make	Model	Derivative	Year	Engine	Cyl	System
	BMW	1800SA	1.8	68-73	118	4	Bosch
	Holden		All Models	60-63	OHV	6	Bosch
	Mercedes Benz		200 (110-010)	65-68	OHC	4	Bosch
	Mercedes Benz		230 (110-011)	66-68	OHC	6	Bosch
	Mercedes Benz		230, 230/6 (114-015)	68-77	OHC	6	Bosch
	Mercedes Benz		280 S (108-016)	68-73	OHC	6	Bosch
	Volvo	164	3.0	69-76	B30A	6	Bosch

Parts Listing - Ignition Components



rotors - Continued

EP278



Make	Model	Derivative	Year	Engine	Cyl	System
Audi	100	100, GLS, 5E	77-84	OHC	5	Bosch
Audi	100	100S, 100L	70-77	OHV	4	Bosch
Audi	100	Coupe S	72-76	OHV	4	Bosch
Audi	Super 90	1,6	68-72	OHV	4	Bosch
Bmw	3 Series	1.6	86-89	M10, B18	4	Bosch
Chevrolet	Rekord	2.0	80-82	121	4	Bosch
Ford	Cortina	2.0	71-83	KLN	4	Bosch
Ford	Escort	1.3 & 1.6	81-86	Kent	4	Bosch
Ford	Granada	2.0	78-86	KLN	4	Bosch
Ford	Sapphire, Sierra	1.6	89-93	Kent	4	Bosch
Ford	Sapphire, Sierra	2.0	83-85	2V KLN	4	Bosch
Mercedes Benz		220	68-73	OHC	4	Bosch
Mercedes Benz		250	77-80	123	6	Bosch
Mercedes Benz		200 (110-010)	65-68	OHC	4	Bosch
Mercedes Benz		230 (123)	77-81	OHC	4	Bosch
Mercedes Benz		230/4	75-77	OHC	4	Bosch
Mercedes Benz		250 SE (108-014)	66-68	OHC	6	Bosch
Opel	Ascona	1,6	82-87	1.6SH	4	Bosch
Opel	Ascona	1.8	84-87	1.8SE	4	Bosch
Opel	Kadett	1.2	80-85	1.2S	4	Bosch
Opel	Kadett, Monza	1.6	82-85	1.6SH	4	Bosch
Volkswagen	411 & 412	All	69-74	OHC	4	Bosch
Volkswagen	Beetle	1.3	66-79	12V	4	Bosch
Volkswagen	Beetle	1.5	67-70	12V	4	Bosch
Volkswagen	Beetle	1.6	70-75	Air Cooled	4	Bosch
Volkswagen	Beetle	1.6	75-79	Air Cooled	4	Bosch
Volkswagen	Golf I	1.5	78-84	OHC	4	Bosch
Volkswagen	Golf I	1.6	78-84	OHC	4	Bosch
Volkswagen	Jetta	1.5	80-85	OHC	4	Bosch
Volkswagen	Kombis	1.6	68-74	AD, AS	4	Bosch
Volkswagen	Kombis	1.7	72-73	Air Cooled	4	Bosch
Volkswagen	Kombis	1.8	68-83	FLAT	4	Bosch
Volkswagen	Kombis	1.6 Fleet-Line	75-78	AD, AS	4	Bosch
Volkswagen	Passat	1.3	74-75	OHC	4	Bosch
Volkswagen	Passat	1.3	76-85	OHC	4	Bosch
Volkswagen	Passat	1.5	74-75	OHC	4	Bosch
Volkswagen	Passat	1.5	76-80	OHC	4	Bosch
Volkswagen	Passat	1.6	76-85	OHC	4	Bosch
Volvo	144	2.0	73-76	B20E	4	Bosch


EP312





Make	Model	Derivative	Year	Engine	Cyl	System
Chevrolet	LUV	1.6	72-78	KB20	4	Hitachi
Mazda	616	1.6	71-74	NA	4	Mitsubishi
Mazda		1300	70-74	TC	4	Mitsubishi
Mitsubishi	GS	1.6	72-78	4G32	4	Mitsubishi
Nissan	Caball	2.0	66-84	H20	4	Hitachi
Nissan	Cabstar	2.8L	84-05	L28	6	Hitachi


Parts Listing - Ignition Components

rotors - Continued

EP312 - Cont.	Make	Model	Derivative	Year	Engine	Cyl	System
	Nissan	E20	1.6	71-81	J16	4	Hitachi
	Nissan	E20	1.8	81-05	L18	4	Mitsubishi
	Nissan	Junior Pick-up	2.0	66-73	H20	4	Hitachi
	Nissan	Langely	1.5	85-87	E15	4	Hitachi
	Nissan	Patrol	4.0	74-80	OHV	6	Hitachi
	Nissan	Pulsar	1.3	83-86	E13	4	Hitachi
	Nissan	Safari	2.8	82-90	L28	6	Hitachi
	Nissan	Sunny	1.0	67-71	OHV	4	Hitachi
	Nissan		1400	80-10	A14S	4	Hitachi
	Nissan		1500	70-79	J15	4	Hitachi
	Nissan		1800	80-88	L18S	4	Hitachi
	Nissan		1200 & 120Y	71-80	L12	4	Hitachi
	Nissan		All 1200, 1400, 1500, 1600, 1800, 2.0L	72-87	A12, L14, E15, L16, L18, L20	4	Hitachi
	Nissan		All 2300, 2400, 260C, 280L	69-71	L23, 24, 26, 28	6	Hitachi
Nissan		Bluebird	65-70	J13	4	Hitachi	

EP314	Make	Model	Derivative	Year	Engine	Cyl	System
	Toyota	Cressida	2.6	78-80	4M	6	Denso
	Toyota	Landcruiser	FJ45, 3.8, 4.2	71-85	2F	6	Denso
	Toyota	Landcruiser	FJ75, 4.0	86-90	3F	6	Denso
	Toyota	Stout	1.8	61-67	3R	4	Denso


EP315	Make	Model	Derivative	Year	Engine	Cyl	System
	Daihatsu	LDV	F110, F118 15L	70-74	OHV	4	Denso
	Daihatsu	LDV	F118B, F118BW 1.9L	69-74	OHV	4	Denso
	Toyota	Conquest/Corolla	1.6	74-80	2T	4	Denso
	Toyota	Corolla	1.2	78-80	3K	4	Denso
	Toyota	Corolla	1.3	80-85	4K	4	Denso
	Toyota	Corolla L.D.V.	1.2	73-82	3K	4	Denso
	Toyota	Corona	1.6 & 1.7	69-74	12R, 7R	4	Denso
	Toyota	Corona L.D.V.	1.6	66-73	8R	4	Denso
	Toyota	Dyna	2.0	68-84	5R	4	Denso
	Toyota	Hi-Ace/Hilux	1.5	69-70	2R	4	Denso
	Toyota	Hi-Ace/Hilux	1.6	71-82	12R	4	Denso
	Toyota	Hi-Lux	2.0	75-84	18R	4	Denso


EP324	Make	Model	Derivative	Year	Engine	Cyl	System
	Chevrolet	LUV	1.6	72-78	KB20	4	Denso
	Daihatsu	Charade	All	83-85	GB22	3	Denso
	Daihatsu	LDV	DV23T, DV23L, 2.0L	74-79	5R	4	Denso
	Ford	Husky	1.8	86-94	4G62	4	Mitsubishi
	Ford	Husky	2.0	87-94	4G63	4	Mitsubishi

Parts Listing - Ignition Components




rotors - Continued


EP324 - Cont.	Make	Model	Derivative	Year	Engine	Cyl	System
	Isuzu	KB	(Dist no 8944761421)	89-11	4ZA1 1584cc	4	Denso
	Isuzu	KB	KB24, KB29, KB44	87-89	4ZD1 2254cc	4	Denso
	Isuzu	WFR	2.0	83-89	4ZC1 1994cc	4	Denso
	Isuzu		KB All	78-89	G161, G180, G200, 4ZD1	4	Denso
	Mitsubishi	Colt	1.6	82-85	4G32	4	Denso
	Mitsubishi	Colt	1.8	83-87	4G62	4	Denso
	Mitsubishi	L300	2.0	87-98	4G63	4	Denso
	Suzuki		1.3	86-91	G13A	4	Denso
	Suzuki		SJ 410	83-89	F10A	4	Denso
	Toyota	Conquest/Corolla	1.3	84-85	2A-L	4	Denso
Toyota	Conquest/Corolla	1.6	80-82	2TB	4	Denso	
Toyota	Conquest/Corolla	1.6	84-88	4A	4	Denso	
Toyota	Conquest/Corolla	1.8	80-85	3T	4	Denso	
Toyota	Conquest/Corolla	1.3 12V	85-87	2E	4	Denso	
Toyota	Conquest/Corolla	1.6 Sprinter	80-85	2T	4	Denso	
Toyota	Corolla L.D.V.	1.6	83-89	2T	4	Denso	
Toyota	Corona	2.0	69-73	18R	4	Denso	
Toyota	Corona	1.8 & 1.9	69-80	16R, 8R	4	Denso	
Toyota	Cressida	2.0	83-87	21R	4	Denso	
Toyota	Cressida	1.8	80-86	3T	4	Denso	
Toyota	Cressida	2.0	81-83	18R	4	Denso	
Toyota	Cressida	2.0	81-86	21R	4	Denso	
Toyota	Dyna	2.0 & 2.2	85-92	3Y, 4Y	4	Denso	
Toyota	Hi-Ace/Hilux	2.0	75-84	18R	4	Denso	
Toyota	Hi-Ace/Hilux	1.8 & 2.0 & 2.2	83-92	2Y, 3Y, 4Y	4	Denso	
Toyota	Hi-Lux	1.6	72-86	12R, 1Y	4	Denso	
Toyota	Hi-Lux	2.0	80-84	18R	4	Denso	
Toyota	Stallion	1.5	87-91	5K	4	Denso	
Toyota	Stout	2.0	70-87	5R	4	Denso	
Toyota	Stout	2.2	87-09	4Y	4	Denso	
Toyota	TUV	1.3	82-86	4K	4	Denso	
Toyota	TUV	1.5	86-88	5K	4	Denso	

EP333	Make	Model	Derivative	Year	Engine	Cyl	System
	Mazda	B Series	1.5	67-71	UD	4	Mitsubishi
	Mazda	E2000	2.0	67-80	VA	4	Mitsubishi
	Mazda	F Series	1.0	69-75	PB	4	Mitsubishi
	Mazda	F Series	1.3	77-80	TC	4	Mitsubishi
	Mazda		1200	70 on	TB	4	Mitsubishi
	Mazda		1000 Pick-up	69-79	OHV	4	Mitsubishi
	Mitsubishi	Colt	1100	68-73	OHV	4	Mitsubishi

Parts Listing - Ignition Components

rotors - Continued


EP339	Make	Model	Derivative	Year	Engine	Cyl	System
	Ford	Bantam	1.3	95-11	B3	4	Mitsubishi
	Ford	Laser, Meteor	1.3	95-10	B3	4	Mitsubishi
	Mazda	Rustler	1.3	95-12	B3	4	Mitsubishi


EP342	Make	Model	Derivative	Year	Engine	Cyl	System
	Ford	Courier	1.6	86-90	F6	4	Mitsubishi
	Ford	Courier	1.8	91-95	F8	4	Mitsubishi
	Ford	Courier	2.0	86-90	FE	4	Mitsubishi
	Ford	Courier	2.2	86-93	FE	4	Mitsubishi
	Ford	Spectron	2.2	91-95	F2	4	Mitsubishi
	Ford	Triton	2.6	85-93	4G54	4	Mitsubishi
	Hyundai	Elantra	1.6	93-95	J1	4	Mitsubishi
	Hyundai	Elantra	1.8	94-96	J2	4	Mitsubishi
	Mazda	323	1.3	77-81	TC	4	Mitsubishi
	Mazda	323	1.4	79-81	UC	4	Mitsubishi
	Mazda	323	1.6	79-81	4G32	4	Mitsubishi
	Mazda	323	1.3 & 1.5	82-83	E3, E5	4	Mitsubishi
	Mazda	626	1.6	83-86	F6	4	Mitsubishi
	Mazda	B Series	1.6	71-86	NA	4	Mitsubishi
	Mazda	B Series	1.6	71-86	NA	4	Mitsubishi
	Mazda	B Series	1.6	86-90	F6	4	Mitsubishi
	Mazda	B Series	1.8	78-82	VC	4	Mitsubishi
	Mazda	B Series	2.0	82-86	MA	4	Mitsubishi
	Mazda	B Series	2.0	86-90	FE	4	Mitsubishi
	Mazda	B Series	2.0	86-94	2	4	Mitsubishi
	Mazda	B Series	2.6	88-10	4G54	4	Mitsubishi
	Mazda	Capella	1.6	74-79	NA	4	Mitsubishi
	Mazda	Capella	1.8	75-79	VC	4	Mitsubishi
	Mazda	Capella	1.8	75-79	VC	4	Mitsubishi
	Mazda	Marathon	2.2	91-95	F2	4	Mitsubishi
	Mazda	Marathon	T2000	81-85	VA	4	Mitsubishi
	Mitsubishi	COLT	1600 GL	76-77	4G32	4	Mitsubishi
	Mitsubishi	COLT	2000 GL II	76-77	4G52	4	Mitsubishi
	Mitsubishi	Colt	1.6	94-10	4G32	4	Mitsubishi
	Mitsubishi	Colt	2.6	95-98	4G54	4	Mitsubishi
	Mitsubishi	Galant	1.6	77-84	G32B	4	Mitsubishi
	Mitsubishi	Galant	2.0	77-84	4G52	4	Mitsubishi
	Mitsubishi	Galant	2.6	79-84	G54B	4	Mitsubishi
Mitsubishi	GS	1.6	76-79	OHV	4	Mitsubishi	
Mitsubishi	Tredia	1.4	83-85	4G12	4	Mitsubishi	
Mitsubishi	Tredia	1.6	83-85	4G32	4	Mitsubishi	
Mitsubishi	Tredia	1.8	83-85	4G62	4	Mitsubishi	
Mitsubishi	Tredia	1.8 T	84-85	4G62	4	Mitsubishi	
Nissan	1 Tonner	1.6 & 1.8	88-95	L16, L18	4	Mitsubishi	
Nissan	E20	2.0	81-05	H20	4	Mitsubishi	


Parts Listing - Ignition Components





rotors - Continued

EP342 - Cont.	Make	Model	Derivative	Year	Engine	Cyl	System
	Nissan	Sani	2.2	86-88	Z22	4	Mitsubishi
	Nissan		1400	80-10	A14S	4	Mitsubishi
	Nissan		2200 Tracker 4x4	85-88	Z22	4	Mitsubishi

EP345	Make	Model	Derivative	Year	Engine	Cyl	System
	Nissan	E20	2.0 Import Dist	81-05	H20, L18	4	Mitsubishi
	Nissan	Skyline	2.0	87-92	CA20S	4	Hitachi

EP376	Make	Model	Derivative	Year	Engine	Cyl	System
	Toyota	Cressida	2.8i	85-86	5M-E	6	Denso


EP407	Make	Model	Derivative	Year	Engine	Cyl	System
	Alfa Romeo	GTV	2.5 V6	81-85	V6	6	Bosch
	Alfa Romeo	GTV	3.0 V6	83-85	V6	6	Bosch
	Ford	Cortina	3.0	80-83	Essex	6	Bosch
	Ford	Courier	3.0 V6	86-89	Essex	6	Bosch
	Ford	Granada	3.0	73-86	Essex	6	Bosch
	Ford	Sapphire, Sierra	2.3	83-86	KLN	6	Bosch
	Opel	Commodore	2.8	82-83	2.8H	6	Bosch
	Opel	Commodore	3.0	86-87	C.I.H	6	Bosch
	Volvo	164	3.0	73-76	B30E	6	Bosch


EP460	Make	Model	Derivative	Year	Engine	Cyl	System
 6600 RPM	BMW	5 Series	2.0	79-82	M60B20	6	Bosch
	BMW	5 Series	1.8i	82-85	M10B18	4	Bosch

Parts Listing - Ignition Components


rotors - Continued

EP461	Make	Model	Derivative	Year	Engine	Cyl	System
	Ford	Fairlane 500	5.8L	72-76	Windsor	8	Bosch
	Ford	Ranchero	V8	71-76	Cleveland	8	Bosch


EP489	Make	Model	Derivative	Year	Engine	Cyl	System
	Honda	Ballade	160i 16V SOHC Luxline	92-96	D16A7	4	Hitachi
	Honda	Ballade	160, VTEC, DOHC	96-10	B16A6	4	Hitachi
	Honda	Ballade	180i/E 16V, DOHC	94-10	B18B3, 4	4	Hitachi

EP509	Make	Model	Derivative	Year	Engine	Cyl	System
	Mercedes Benz		280 E	77-86	110	6	Bosch
	Mercedes Benz		280 E, SE (114-060)	73-77	DOHC	6	Bosch
	Mercedes Benz		280 S, SE	73-81	OHC	6	Bosch


6650 RPM

EP510	Make	Model	Derivative	Year	Engine	Cyl	System
	Volkswagen	Jetta	1.8 16V	87-89	KR	4	Bosch

8 mm shaft, 6500 RPM

EP517	Make	Model	Derivative	Year	Engine	Cyl	System
	Volkswagen	Kombi	1.8	88-95	AAX	4	Bosch
	Volkswagen	Kombi	2.0	80-85	CU	4	Bosch
	Volkswagen	Kombi	1.9 W/Cooled	80-87	DG	4	Bosch
	Volkswagen	Kombi	1.9 W/Cooled	88-89	DG	4	Bosch
	Volkswagen	Kombi	2.1 FI & Synchro	86-92	DJ	4	Bosch
	Volkswagen	Microbus/ Caravelle	2.5i	91-95	AAV	4	Bosch

5400 RPM


EP519	Make	Model	Derivative	Year	Engine	Cyl	System
	Audi	100	100 GL5 & 100/5S	78-84	OHC	5	Bosch
	Audi	100	100/5	81-84	OHC	5	Bosch
	Audi	200	5E	78-83	OHC	5	Bosch
	Audi	500	2.2	83-89	OHC	5	Bosch
	Volkswagen	Passat	2.2	84-87	MX	5	Bosch
	Volkswagen	Passat	2.2 Fi	84-87	SG	5	Bosch

6700 RPM


Parts Listing - Ignition Components




rotors - Continued

EP527	Make	Model	Derivative	Year	Engine	Cyl	System
	Ford	Courier	3.0 V6	90-05	Essex	6	Bosch
	Ford	Sapphire, Sierra	3.0 V6	89-93	Essex	6	Bosch
	Ford	Sierra	3.0	84-89	Essex	6	Bosch
	Mazda	B Series	3.0 V6	86-06	Essex	6	Bosch
	SVM		3.0 4x4	89-00	Essex	6	Bosch

5900 RPM

EP541	Make	Model	Derivative	Year	Engine	Cyl	System
	Audi	80	1.6	76-81	OHC	4	Bosch
	Audi	100	100 4	77-84	OHC	4	Bosch
	Audi	400	1.8	87-91	OHC	4	Bosch
	BMW	3 Series	1.8	83-89	M10B18	4	Bosch
	Mercedes Benz		200	81-86	102	4	Bosch
	Mercedes Benz		200 (Type 124-020)	86-90	102	4	Bosch
	Mercedes Benz		230 E	81-86	102	4	Bosch
	Mercedes Benz		230 E (124-023)	86-06	102	4	Bosch
	Opel	Rekord	2	82-88	2.0S	4	Bosch
	Volkswagen	Citi Golf	1.3	84-87	OHC	4	Bosch
	Volkswagen	Citi Golf	1.6	84-87	OHC	4	Bosch
	Volkswagen	Citi Golf	1.6	87-95	OHC	4	Bosch
	Volkswagen	Citi Golf	1.6	96-10	OHC	4	Bosch
	Volkswagen	Citi Golf	1.8	87-09	OHC	4	Bosch
	Volkswagen	Citi Golf	1.3 Chico	96 on	OHC	4	Bosch
	Volkswagen	Fox	1.3	87-96	OHC	4	Bosch
	Volkswagen	Fox	1.6	87-96	OHC	4	Bosch
	Volkswagen	Fox	1.8	90-96	OHC	4	Bosch
	Volkswagen	Golf II	1.6	82-85	HM	4	Bosch
	Volkswagen	Golf II	1.8	84-92	HV	4	Bosch
	Volkswagen	Golf III	1.6	92-96	HM	4	Bosch
	Volkswagen	Golf Pick-up	1.6	81-86	FR	4	Bosch
	Volkswagen	Golf Pick-up	1.6 & 1.8	86-96	JK, HV, HM	4	Bosch
	Volkswagen	Jetta	1.3	84-87	OHC	4	Bosch
	Volkswagen	Kombis	2.0, 1/2 Ton Pick-up	81-83	OHC	4	Bosch
	Volkswagen	Passat	1.8	84-87	JV	4	Bosch
	Volkswagen	Passat	1.9	81-85	WN	5	Bosch
	Volkswagen	Jetta	1.6	84-96	HM, ACG	4	Bosch
	Volkswagen	Jetta	1.6	84-96	HM, ACG	4	Bosch
	Volkswagen	Jetta	1.8 8V	84-95	EV, ACH	4	Bosch
Volkswagen	Jetta	1.8 8V	84-95	EV, ACH	4	Bosch	

EP545	Make	Model	Derivative	Year	Engine	Cyl	System
	BMW	3 Series	2.0	83-06	M20B20	6	Bosch
	BMW	3 Series	2.3i	83-86	M20B23	6	Bosch
	BMW	5 Series	2.0i	82-89	M20B20	6	Bosch
	Ford	XR3	1.6i	84-86	CVH	4	Bosch
	Mercedes Benz		350, 380 SE	73-81	OHC	8	Bosch
Mercedes Benz		500 SEA (126)	89-06	117	8	Bosch	

6500 RPM

Parts Listing - Ignition Components

rotors - Continued

EP557



8mm ID shaft

Make	Model	Derivative	Year	Engine	Cyl	System
Hyundai	Coupe	1.5i	92-96	G4EK	4	Bosch
Hyundai	Accent	1.5	94-99	G4EK	4	Bosch
Opel	Ascona	1.3	82-85	1.3SC	4	Bosch
Opel	Kadett	1.3	80-85	1.3SC NVH	4	Bosch
Peugeot	405	1.9	87-95	XU92C	4	Bosch
Volkswagen	Citi Golf	1.8	84-87	OHC	4	Bosch
Volkswagen	Golf I	1.1	78-81	OHC	4	Bosch
Volkswagen	Golf I	1.3	79-84	OHC	4	Bosch
Volkswagen	Golf II	1.3	84-87	GY	4	Bosch
Volkswagen	Jetta	1.3	80-85	OHC	4	Bosch
Opel	Astra	140	93-95	1.4NV	4	Bosch
Opel	Astra	140	93-95	1.4NV	4	Bosch
Opel	Kadett	140	93-95	1.4NV	4	Bosch
Opel	Kadett	140	93-95	1.4NV	4	Bosch
Opel	Kadett	1.4 (dist cap 97mm high)	90-93	1.4NV	4	Bosch
Opel	Kadett, Monza	1.6	85-90	1.6SH	4	Bosch
Opel	Kadett, Monza	1.8	85-87	1.8SE, SV	4	Bosch
Opel	Kadett, Monza	1.8 (Brazil)	85-87		4	Bosch

EP561



Make	Model	Derivative	Year	Engine	Cyl	System
Ford	Bantam	1.3	83-86	Kent	4	Bosch
Ford	Escort	1.3 & 1.6	81-86	CVH	4	Bosch
Mercedes Benz		280 SE (126)	81-86	110	6	Bosch
Opel	Senator	3.0	82-86	3.0E	6	Bosch

EP562



Make	Model	Derivative	Year	Engine	Cyl	System
Ford	Bantam	1.6	84-86	CVH	4	Lucas
Ford	XR3	1.6	81-85	CVH	4	Lucas
Mazda	Rustler	1.6	84-86	CVH	4	Lucas

EP581





Make	Model	Derivative	Year	Engine	Cyl	System
Daewoo	Espero	1.8 8V	96-98	C18LE	4	Delco
Daewoo	Espero	2.0 8V	96-98	C20LZ	4	Delco
Opel	Astra	160	93-95	1.6NZ, SE	4	Delco
Opel	Corsa	1.3	96-02	13NE	4	Delco
Opel	Kadett, Monza	1.6i	93-94	1.6NZ	4	Delco


Parts Listing - Ignition Components



rotors - Continued

EP585	Make	Model	Derivative	Year	Engine	Cyl	System
	Mercedes Benz		260 E (124-026)	86-06	103	6	Bosch
	Mercedes Benz		300 SE (126)	86-90	103	6	Bosch


EP587	Make	Model	Derivative	Year	Engine	Cyl	System
	Opel	Kadett, Monza	1.6	85-90	1.6SV	4	Delco


EP589	Make	Model	Derivative	Year	Engine	Cyl	System
	Opel	Astra	180	93-94	18SE, 20SE, XE	4	Bosch
	Opel	Astra	200	94-06	18SE, 20SE, XE	4	Bosch
	Opel	Astra	180 & 200	94-06	18SE, 20SE, XE	4	Valeo
	Opel	Kadett, Monza	1.8	86-90	1.8SE, SV	4	Bosch
	Opel	Kadett, Monza	1.8	90-06	1.8SE, SV	4	Bosch
	Opel	Kadett, Monza	2.0	87-90	2.0SEH, SV	4	Bosch
	Opel	Kadett, Monza	2.0	90-06	2.0SEH, SV	4	Bosch
	Opel	Kadett, Monza	2.0i 8V	93-94	2.0SE	4	Bosch
	Opel	Kadett, Monza	2.0i 8V	94-06	2.0SE	4	Bosch
	Opel	Kadett, Monza	2.0i 8V	93-06	2.0SE	4	Valeo
	Opel	Rekord	2.0	88-94	2.0SE	4	Bosch
	Opel	Rekord	2.0	88-94	2.0SE	4	Valeo


EP590	Make	Model	Derivative	Year	Engine	Cyl	System
 10mm I.D.	Audi	500	2.3	89-94	OHC	5	Bosch
	Ford	Sapphire, Sierra	2.0	89-93	KLN	4	Bosch
	Ford	Sapphire, Sierra	2.0	85-93	2V KLN	4	Bosch
	Opel	Astra	200TS	93-06	2.0XE	4	Bosch
	Opel	Corsa	1.6	98-05	16NE	4	Bosch
	Opel	Kadett, Monza	1.6	90-04	1.6SV	4	Bosch
	Opel	Kadett, Monza	1.6	90-04	1.6SE, SV	4	Bosch
	Opel	Rekord	2.2	86-92	2.2E	4	Bosch
	Volkswagen	Golf II	1.8 16V	86-90	KR	4	Bosch
	Volkswagen	Golf II	1.8 8V	84-92	EV	4	Bosch
	Volkswagen	Golf II	2.0 16V	90-93	AAL	4	Bosch
	Volkswagen	Golf III	1.8	92-96	ACH	4	Bosch
	Volkswagen	Golf III	2.0 16V	92-98	ABF	4	Bosch
	Volkswagen	Golf III	2.0 8V	92-96	2E	4	Bosch
	Volkswagen	Jetta	2.0 16V	90-92	AAL	4	Bosch


Parts Listing - Ignition Components


rotors - Continued

EP590 - Cont.	Make	Model	Derivative	Year	Engine	Cyl	System
 <p>10mm I.D</p>	Volkswagen	Jetta	2.0 8V	92-96	2E	4	Bosch
	Volkswagen	Microbus/ Caravelle	2.3 & 2.6	95-03	AFU, ADV	5	Bosch
	Volkswagen	Passat	2.0, 16V	92-98	ABF	4	Bosch
	Volkswagen	Polo	1.4i	98-02	AGY	4	Bosch
	Volkswagen	Polo	1.6i	98-02	AFX	4	Bosch
	Opel	Kadett, Monza	2.0i, 16V	90-92	2.0XE	4	Bosch
	Opel	Kadett, Monza	2.0TS, 16V	93-06	2.0XE	4	Bosch

EP601	Make	Model	Derivative	Year	Engine	Cyl	System
	Hillman	Hunter	1600	67-75	OHV	4	Paris-Rhone
	Peugeot	305	1.5	79-84	OHC	4	Paris-Rhone
	Peugeot		505	80-85	OHV	4	Paris-Rhone
	Peugeot		404, 504, 505	71-85	OHV	4	Paris-Rhone
	Volkswagen	Beetle	1.2	51-65	Small Dist	4	Bosch
	Volkswagen	Beetle	1.3	66-67	6V	4	Bosch
	Volkswagen	Beetle	1.5	67-71	6V	4	Bosch
	Volkswagen	Beetle	1.6	67-70	Air Cooled	4	Bosch
	Volkswagen	Fastback & Variant	1.6	66-69	Air Cooled	4	Bosch
	Volkswagen	Kombis	1.5	66-68	Air Cooled	4	Bosch
	Volkswagen	Kombis	1.8	66-68	FLAT	4	Bosch
	Volkswagen	Kombis	1.6 Pick-up	66-80	AD, AS	4	Bosch

EP603	Make	Model	Derivative	Year	Engine	Cyl	System
	Fiat	128	1.3	73-80	OHC	4	Marelli


EP609	Make	Model	Derivative	Year	Engine	Cyl	System
	Ford	Telstar	2.0, 4 Cyl	93-95	FS4	4	Mitsubishi
	Mazda	626	2.0	93-95	FS4	4	Mitsubishi
	Proton		Arena 1.5	06 on	4 G 15	4	Mitsubishi
	Proton		Satria 1.6	06 on	4 G 92	4	Mitsubishi


EP611	Make	Model	Derivative	Year	Engine	Cyl	System
	Ford	Telstar	2.0, 6 Cyl	93-95	KF6	6	Mitsubishi
	Mazda	626	2.0, 6 Cyl	93-95	KF6	6	Mitsubishi


Parts Listing - Ignition Components





rotors - Continued

EP613	Make	Model	Derivative	Year	Engine	Cyl	System
	Ford	Telstar	2.5	93-95	KL6	6	Mitsubishi
	Mazda	626	2.5	93-95	KL6	6	Mitsubishi

EP615	Make	Model	Derivative	Year	Engine	Cyl	System
	Ford	Telstar	2.5	95-05	KL6	6	Mitsubishi
	Mazda	626	2.5	95-05	KL6	4	Mitsubishi


EP659	Make	Model	Derivative	Year	Engine	Cyl	System	
	Ford	Bantam	1.6 8V	93-11	F6	4	Mitsubishi	
	Ford	Laser, Meteor	1.3 & 1.5	86-88	E3	4	Mitsubishi	
	Ford	Laser, Meteor	1.6 8V	91-99	F6	4	Mitsubishi	
	Ford	Laser, Meteor	2.0, 8V, SOHC	91-08	FE	4	Mitsubishi	
	Mazda	323	1.3 & 1.5	83-86	E3, E5	4	Mitsubishi	
	Mazda	323	1.3 & 1.5	86-88	E3, E5	4	Mitsubishi	
	Mazda	323	1.6, 8V	89-05	F6	4	Mitsubishi	
	Mazda	323	2.0, 16V, SOHC	89-08	FE	4	Mitsubishi	
	Mazda	626	1.6	86-89	F6	4	Mitsubishi	
	Mazda	626	2.0, SOHC	89-05	FE	4	Mitsubishi	
	Mazda	Rustler	1.6	93-12	F6	4	Mitsubishi	


EP660	Make	Model	Derivative	Year	Engine	Cyl	System
	Ford	Laser, Meteor	2.0, 16V, DOHC	91-94	FE	4	Mitsubishi
	Mazda	323	2.0, 8V, Fi	94-08	FE	4	Mitsubishi


EP664	Make	Model	Derivative	Year	Engine	Cyl	System
	Nissan	Laurel	2.8	82-84	L28	6	Hitachi
	Nissan	Skyline	2.8	83-87	L28	6	Hitachi


Parts Listing - Ignition Components


rotors - Continued


EP664	Make	Model	Derivative	Year	Engine	Cyl	System
	Nissan	Laurel	2.8	82-84	L28	6	Hitachi
	Nissan	Skyline	2.8	83-87	L28	6	Hitachi

EP684	Make	Model	Derivative	Year	Engine	Cyl	System
	Toyota	Celica Supra	2.8	85-88	5M-GE	6	Denso
	Toyota	Cressida	2.0, GLi 6, 24V	89-92	IG-FE	6	Denso
	Toyota	Cressida	2.0, GLi6	83-88	IG-E	6	Denso
	Toyota	Cressida	2.8i	87-89	5M-GE	6	Denso

EP687	Make	Model	Derivative	Year	Engine	Cyl	System
	Toyota	Condor	1.8	00-03	2Y	4	Denso
	Toyota	Cressida	1.8	86-89	2Y	4	Denso
	Toyota	Cressida	2.0	89-92	3Y	4	Denso
	Toyota	Hi-Ace/Hilux	1.8 & 2.2	93-11	2Y, 4Y	4	Denso
	Toyota	Stallion/Venture	1.8 & 2.2	92-09	2Y, 4Y	4	Denso

EP715	Make	Model	Derivative	Year	Engine	Cyl	System
	Isuzu	WFR	1.8	83-87	4ZB1 1817cc	4	Denso
	Toyota	Conquest/Corolla	1.6 16V	86-88	4A-GE	4	Denso
	Toyota	Conquest/Corolla	1.6 16V	88-89	4A-GE	4	Denso
	Toyota	Cressida	2.4	87-92	22R	4	Denso
	Toyota	Dyna	2.0	86-11	22R	4	Denso
	Toyota	Hi-Ace/Hilux	2.4	94-11	22R	4	Denso
	Toyota	Landcruiser	FJ75 4.0	90-92	3F	6	Denso


EP721	Make	Model	Derivative	Year	Engine	Cyl	System
	Nissan	1 Tonner	2.4	88-95	Z24S	4	Mitsubishi
	Nissan	1 Tonner	1.6 & 2.0	95 on	NA16, 20	4	Mitsubishi
	Nissan	NP300	1.6	95 on	NA16	4	Mitsubishi
	Nissan	NP300	2.0	95 on	NA20	4	Mitsubishi
	Nissan	Sentra	1.6i	87-92	E16E	4	Mitsubishi


EP729	Make	Model	Derivative	Year	Engine	Cyl	System
	Ford	Bantam	1.6i, 8V	93-12	F6	4	Mitsubishi
	Ford	Laser, Meteor	1.6, 16V, DOHC	88-96	BPi	4	Mitsubishi
	Ford	Laser, Meteor	1.6, 8V	86-91	F6	4	Mitsubishi
	Mazda	323	1.6, 16V, DOHC	85-05	B6, B6i	4	Mitsubishi
	Mazda	323	1.6, 8V	86-88	F6	4	Mitsubishi
	Mazda	Rustler	1.6i	93-12	B6	4	Mitsubishi


Parts Listing - Ignition Components




rotors - Continued

EP738	Make	Model	Derivative	Year	Engine	Cyl	System
	BMW	3 Series	1.6i	89-93	M40	4	Bosch
	BMW	3 Series	1.8i	89-06	M40, M42	4	Bosch
	BMW	3 Series	2.5i	86-06	M20, B25	6	Bosch
	BMW	3 Series	2.5i S	87-06	M20, B27	6	Bosch
	BMW	3 Series	3.3i	85-87	M30, B33	6	Bosch
	BMW	5 Series	2.5E	86-89	M20, B27	6	Bosch
	BMW	5 Series	2.5i	89-90	M20, B25	6	Bosch
	BMW	5 Series	3.5i	81-85	M90	6	Bosch
	BMW	5 Series	3.5i	85-89	M30, B35	6	Bosch
	BMW	5 Series	M5	86-06	DOHC	6	Bosch
	BMW	6 Series	3.5i	84-89	M88, B35	6	Bosch
	BMW	7 Series	3.0i	87-98	M30, M60	6	Bosch
	BMW	7 Series	3.3i	78-87	M30, B32	6	Bosch
	BMW	7 Series	3.5i	87-92	M30, B35	6	Bosch
	BMW	7 Series	4.5i	84-87	M88, B35	6	Bosch
BMW	7 Series	5.0i	88-93	M70, B50	6	Bosch	


EP742	Make	Model	Derivative	Year	Engine	Cyl	System
	BMW	5 Series	2.8i	85-89	M30B28	6	Bosch
	BMW	7 Series	3.5i	81-87	M30B35	6	Bosch


EP780	Make	Model	Derivative	Year	Engine	Cyl	System
	Ford	Bantam	1.3		B3	4	Mitsubishi
	Ford	Courier	1.8	96-10	F8	4	Mitsubishi
	Ford	Courier	2.2	94-10	2.2	4	Mitsubishi
	Ford	Laser, Meteor	1.3	88-95	B3	4	Mitsubishi
	Ford	Ranger	2.0	91-11	FE	4	Mitsubishi
	Ford	Spectron	2.2	96-06	F2	4	Mitsubishi
	Mazda	323	1.3	88-95	B3	4	Mitsubishi
	Mazda	626	1.8	89-92	F8	4	Mitsubishi
	Mazda	Astina, Etude	1.8 & 2.2	94-10	F8, F2	4	Mitsubishi
	Mazda	Marathon	2.2	96-10	F2	4	Mitsubishi
	Mazda	Rustler	1.3	93-95	B3	4	Mitsubishi


EP798	Make	Model	Derivative	Year	Engine	Cyl	System
	Isuzu	KB	(Dist no 8943835580)	89-10	4ZD1, 4ZE1	4	Denso
	Isuzu	KB	(Dist no 8944761421)	89-11	4ZC1 1994cc	4	Denso
	Isuzu	Relay	1.6 & 2.0	89-93	4ZC1 1994cc	4	Denso
	Mitsubishi	Colt	2.0	94-97	4G63	4	Denso
	Suzuki		1.6	94-10	G16A	4	Denso


Parts Listing - Ignition Components


rotors - Continued


EP802	Make	Model	Derivative	Year	Engine	Cyl	System
	Nissan	Langely	1.5 SS	84-86	E15	4	Hitachi

EP804	Make	Model	Derivative	Year	Engine	Cyl	System
	Nissan	Langely	1.3	86-87	E13	4	Hitachi
	Nissan	Langely	1.5 T	86-88	E15T	4	Hitachi
	Nissan	Sentra	1.6, 16V	92-00	GA16DS	4	Hitachi

EP808	Make	Model	Derivative	Year	Engine	Cyl	System
	Nissan	Sentra	1.3	87-92	E13S	4	Hitachi
	Nissan	Sentra	1.6	87-92	E16S	4	Hitachi

EP810	Make	Model	Derivative	Year	Engine	Cyl	System
	Ford	Telstar	2.0i ,4 Cyl	95-05	FS4	4	Mitsubishi
	Mazda	626	2.0 ,4 Cyl	96-05	FS4	4	Mitsubishi
	Mazda	Astina, Etude	1.6, 1.8, 16V	95-05	BPi	4	Mitsubishi


EP812	Make	Model	Derivative	Year	Engine	Cyl	System
	Nissan	Sentra	2.0, DOHC	92-00	SR20DE	4	Hitachi


EP813	Make	Model	Derivative	Year	Engine	Cyl	System
	Chevrolet	Spark	800	05-11	F8CV	3	Mitsubishi
	Daewoo	Matiz	0.8	99-03	F8CV	3	Mitsubishi
	Mitsubishi	Colt	2.0	94-11	4G63	4	Mitsubishi
	Mitsubishi	Colt	2.4	94-11	4G64	4	Mitsubishi
	Mitsubishi	Space Gear	2.0	96-06	4G64	4	Mitsubishi
	Nissan	Sentra	1.4, 16V	92-00	GA14DS	4	Hitachi


Parts Listing - Ignition Components





rotors - Continued


EP819	Make	Model	Derivative	Year	Engine	Cyl	System
	Honda	Ballade	160i, 1600 ,16V DOHC	87-89	ZC1	4	Hitachi
	Honda	Ballade	160i, 16V, SOHC	89-92	D16A7	4	Hitachi
	Honda	Ballade	160i/E, 16V, DOHC	89-94	D16A9	4	Hitachi
	Nissan	NP300	1.6	95 on	NA16	4	Mitsubishi
	Nissan	NP300	2.0	95 on	NA20	4	Mitsubishi
	Nissan	NP300	2.4	95 on	KA24	4	Mitsubishi
	Nissan	NP300	2.4	95 on	KA24	4	Mitsubishi

EP821	Make	Model	Derivative	Year	Engine	Cyl	System
	Honda	Ballade	1.3, 8V	82-85	EN4	4	Hitachi
	Honda	Ballade	130, 150, 12V	84-89	EV2, EW2	4	Hitachi
	Honda	Ballade	150i, 12V	85-89	EW3	4	Hitachi

EP823	Make	Model	Derivative	Year	Engine	Cyl	System
	Honda	Ballade	150, 16V, Luxline	92-96	D15B3	4	Hitachi
	Honda	Ballade	150, 16V, SOHC (carb)	89-92	D15B3	4	Hitachi

EP833	Make	Model	Derivative	Year	Engine	Cyl	System
	Chevrolet	Spark	800	00-11	F8CV	3	Dac
	Daewoo	Matiz	0.8	00-11	F8CV	3	Dac


EP839	Make	Model	Derivative	Year	Engine	Cyl	System
	Toyota	Cressida	3.0, 7, 3.0i	89-92	7M-GE	6	Denso


EP844	Make	Model	Derivative	Year	Engine	Cyl	System
	Nissan	1 Tonner	3.0	90-11	VG30E	6	Hitachi
	Nissan	Maxima	3.0	91-06	VG30E	6	Hitachi
	Nissan	NP300	3.0	91-ON	VG30E	6	Hitachi


Parts Listing - Ignition Components


rotors - Continued


EP864	Make	Model	Derivative	Year	Engine	Cyl	System
	Toyota	Conquest/Corolla	1.6, RSi, 20V	97-10	4A-GE	4	Denso
	Toyota	Conquest/Corolla	1.6, RSi, 20V	97-10	4A-GE	4	Denso

EP880	Make	Model	Derivative	Year	Engine	Cyl	System
	Nissan	Primera	1.6	98-01	GA16DE	4	Lucas

EP889	Make	Model	Derivative	Year	Engine	Cyl	System
	Nissan	1 Tonner	2.4	99 on	KA24		Mitsubishi
	Nissan	Sentra	1.6	95-00	GA16DNE	4	Hitachi
	Nissan	Sentra	1.4i	97-00	GA14DNE	4	Hitachi
	Nissan	Sentra	1.8i, 16V	89-92	CA18DE	4	Mitsubishi

EP891	Make	Model	Derivative	Year	Engine	Cyl	System
	Nissan	Sentra	2.0i	98-00	20DNE	4	HITACHI


EP895	Make	Model	Derivative	Year	Engine	Cyl	System
	Ford	Bantam	1.6i	94-11	B6	4	Mitsubishi
	Hyundai	Atos	1.0	01 on	G4HC	4	Mitsubishi
	Kia	Pride	1.3	90-96	B3	4	Mitsubishi
	Mazda	323	2.0, 16V, DOHC	91-94	FE	4	Mitsubishi
	Mazda	626	2.0i, DOHC	91-94	FE	4	Mitsubishi
	Mazda	Astina, Etude	2.6	00-07	G6	4	Mitsubishi


EP900	Make	Model	Derivative	Year	Engine	Cyl	System
	Fiat	Uno	1.0	96-11	M20BA	4	Marelli
	Fiat	Uno	1.1	90-11	OHC	4	Marelli
	Fiat	Uno	1.4	90-11	CARB	4	Marelli
	Fiat	Uno Panel Van	1.1	92-11	OHC	4	Marelli
	Fiat	Uno Panel Van	1.4	92-98	CARB	4	Marelli


Parts Listing - Ignition Components





rotors - Continued


EP902	Make	Model	Derivative	Year	Engine	Cyl	System
	Ford	Falcon/Fairlane	3.2 & 4.0	89-06		6	Bosch

EP904	Make	Model	Derivative	Year	Engine	Cyl	System
	Fiat	Uno	1.4	90-99	F.I.	4	Marelli
	Fiat	Uno	1.4 Turbo	90-99	OHC	4	Marelli
	Fiat	Uno Panel Van	1.4	92-98	F.I.	4	Marelli

EP910	Make	Model	Derivative	Year	Engine	Cyl	System
	Hyundai	Atos	1.0	01 on	G4HC	4	Mitsubishi


EP916	Make	Model	Derivative	Year	Engine	Cyl	System
	Honda	Ballade	1.6i Vtec	96-01	D16Y8	4	Hitachi


FA135	Make	Model	Derivative	Year	Engine	Cyl	System
	Ford	Bantam	1.3	83-86	Kent	4	Autolite
	Ford	Escort	1.3 & 1.6	81-86	Kent	4	Autolite
	Ford	Sapphire, Sierra	1.6	83-93	2V Kent	4	Autolite


FA157	Make	Model	Derivative	Year	Engine	Cyl	System
	Ford	Fairlane 500	5.8L	65-72	Windsor	8	Autolite
	Ford	Fairlane 500	5.8L	68-74	302	8	Autolite
	Ford	Fairmont	5.7L	70-73	Cleveland	8	Autolite
	Ford	Ford Solid State	All	74 on	OHV	6	Autolite
	Ford	Ford Solid State	All	75 on	OHV	6	Autolite
	Ford	Ford Solid State	All	74 on	OHV	8	Autolite
	Ford	Ranchero	V8	71-76	Windsor	8	Autolite

Parts Listing - Ignition Components

rotors - Continued

MO3	Make	Model	Derivative	Year	Engine	Cyl	System
	Chrysler		383 SE	until 70	OHV	8	Chrysler
	Chrysler		All Models	62-68	OHV	8	Chrysler
	Chrysler		L & SE	until 76	OHV	6	Chrysler
	Chrysler		Valiant	until 61	OHV	6	Chrysler
	Dodge		(383, 143)	64-74	OHV	8	Chrysler
	Dodge		All models (Dist.1BR)	60-67	OHV	6	Autolite
	Dodge		All Models (Eng 170, 225)	until 61	OHV	6	Chrysler
	Dodge		All Models (Eng 318, 361)	62-63	OHV	8	Chrysler
	Dodge		All with electronic Ignition	73-76	OHV	6	Chrysler
	Dodge		All with electronic Ignition	72-76	OHV	8	Chrysler
	Dodge		SE 3.7L	72-75	225	6	Chrysler
	Dodge		W/O Loadflight (Eng.710)	until 62	OHV	6	Chrysler

MO24	Make	Model	Derivative	Year	Engine	Cyl	System
	Mitsubishi	Colt	3.0	92-11	6G72	6	Mitsubishi
	Mitsubishi	Pajero	3.0	92-11	6G72	6	Mitsubishi

RR11	Make	Model	Derivative	Year	Engine	Cyl	System
	Opel	Kadett	1.2	80-85	1.2S	4	Delco
	Opel	Manta	1.9	71-76	1.9	4	Delco

RR83	Make	Model	Derivative	Year	Engine	Cyl	System
	Bedford		CF/HA Van 1.2L,1.6L	66-73	OHV	4	Delco
	Bedford		JO,R,TJ,TK Range	60 on	OHV	6	Delco
	Chevrolet	Chevrolet	1.3	75-78	76, 6	4	Delco
	Chevrolet	Firenza	1.2	71-73	70, 7	4	Delco
	Chevrolet	Firenza	1.3	73-75	76, 6	4	Delco
	Chevrolet	Hatch	1.3	76-78	76, 6	4	Delco
	Chevrolet		Ascona	78-81	76, 6	4	Delco
	Dodge		Dodge (Husky)	75-78	OHV	4	Delco
	Opel	Kadett	1.2	66-73	1.2S	4	Delco
	Triumph	Spitfire III	1.3	69-71	OHV	4	Delco
	Vauxhall		Velox & Cresta	59-67	OHV	6	Delco
	Vauxhall		Viva	67-71	OHV	4	Delco

Parts Listing - Ignition Components



rotors - Continued

RR167



Make	Model	Derivative	Year	Engine	Cyl	System
Chevrolet	C SERIES	C10, C20, 5.0L	69-73	250, 292	8	Delco
Chevrolet	Constantia	V8, 5.0L	72-75	308	8	Delco
Chevrolet	Impala	5.4L	65-70	327	8	Delco
Chevrolet	Rekord	5.8L	71-73	308350	8	Delco
Holden		All Models	67-70	OHV	8	Delco
Jeep		237Engine	66-67	OHV	8	Delco
Jeep		All Models	until 68	OHV	8	Delco
Studebaker		All Models	65-66		8	Delco

RR173



Make	Model	Derivative	Year	Engine	Cyl	System
Chevrolet		All 4.1L	79-82	OHV	6	Delco

RR182



Make	Model	Derivative	Year	Engine	Cyl	System
Chevrolet	C SERIES	C10, C20, 4.0L	74-80	250	6	Delco
Chevrolet	Chevrolet	1.9	75-78	120	4	Delco
Chevrolet	Chevrolet	2.5	73-78	153	4	Delco
Chevrolet	Chevrolet	3.8	79-82		6	Delco
Chevrolet	Chevrolet	4.1	79-82		6	Delco
Chevrolet	Chevair	1.6	76-82	OHV	4	Delco
Chevrolet	Chevair	2.0	76-82	OHV	4	Delco
Chevrolet	Chevair	2.3	76-82	OHV	4	Delco
Chevrolet	Firenza	2.5	71-75	153	4	Delco
Chevrolet	Hatch	1.9	76-78	120	4	Delco
Chevrolet	Nomad	2.5	76-80	153	4	Delco
Chevrolet	Rekord	2.3	78-81	141	4	Delco
Holden		All Models	67-71	OHV	6	Delco
Holden		Belmont Pick-up	67-71	OHV	6	Delco
Jeep		232 Engine	66-67	OHV	6	Delco
Opel	Rekord	2.3 & 2.5	66-71	OHV	4	Delco
Rambler		2.5	68-73	130	4	Delco
Rambler		3.8	70-73	OHV	6	Delco
Rambler		4.1	73-76	250	6	Delco
Studebaker		All Models	65-66		6	Delco

RR212



Make	Model	Derivative	Year	Engine	Cyl	System
Opel	Kadett	1.3 (dist cap 118mm high)	80-90	1.3S NV	4	Delco
Opel	Kadett, Monza	1.6	85-90	1.6SV	4	Delco

Parts Listing - rotors



Gabriel

gabriel manufactures a comprehensive range of dampers that are designed and engineered to suit the conditions of south african roads. these are available in shock absorbers, spring seat shocks, struts, strut cartridges and steering dampers. gabriel also manufactures gas springs that ease the opening and closing of car boots, bonnets, hatches, hatchback windows and canopies. gabriel supplies kits and accessories for shocks and struts.



eChlin is acknowledged as a premium brand in the ignition, fuel, cooling and switch category. For nearly 60 years echlin has remained at the forefront of product range development, boasting the widest range of radiator caps, oil filler caps, locking caps, ignition products, water pumps, fuel pumps, carburettor kits, thermostats and switches in the south african automotive aftermarket. echlin is the industry reference in range and quality.

TEXTAR

textar has been the leading supplier of friction to the world's car and commercial vehicle manufacturers since 1913 and is a driving force in the global automotive aftermarket. Manufactured by the **tMd** Friction group, **textar** produces brake pads for all leading vehicle manufacturers. it is synonymous in the aftermarket for original equipment quality, safety & performance, sophisticated braking comfort and long serviceable life.

VDO

VDo is a global brand providing state of the art automotive electronic and mechatronic solutions capturing the automotive future. the extensive range of **Vdo** quality products covers the automotive, marine, commercial, industrial and specialised **oem** market. the brand is associated with only the highest quality, and embodies the principles of individual mobility, driving pleasure, safety, environmental responsibility and cost efficiency.

MAG brakes

mag Brakes, a true south african brand in the heavy-duty airbrake market, is widely acclaimed for its supply of quality airbrake parts and hydraulic cylinders to the brake industry. **Mag Brakes** is not only recognised for their extensive range of airbrake, brass and steel fittings, adaptors and comprehensive range of grease nipples, but also for their design and installation of **ABS**, **EBS** and hydraulic brake kits for trucks and trailers to **SABS** specification.



aUtoCom has been recognised as a leading brand in the suspension and steering market since 1978, and continues to remain at the forefront of the suspension market through technical agreements with global **oem** manufacturers. **autocom** suspension and steering components are manufactured from only the highest quality material to ensure that these safety critical parts conform to internationally recognised **oem** quality standards.

ACSA-MAG

aCsa-mag is one of south africa's leading brand of auto electrical products which includes starters, alternators and rotational parts such as solenoids, bendix drives, armatures, regulators and rectifiers. The brand is also associated with a wide range of quality auto electrical accessories, including brackets, cables, sleeves, fuses, cable ties, plugs, sockets, tape and terminals. **aCsa-Mag** prides itself on quality and range availability.

WARN

Warn, with more than 60 years of research, development and manufacturing experience, is undoubtedly the premium global winch brand. Manufactured for extreme performance, **Warn** provides a range of winches for automotive, industrial, commercial and recreational needs as well as a full range of off-road accessories. the company's commitment to engineering excellence can be seen in the products' quality, durability and innovation.

Hi-Lift

Hi-Lift jacks are just about the most versatile piece of off-road equipment you can buy. it doesn't matter if you are in the namib desert, the african jungle, or the Bushveld, **Hi-Lift** jacks are designed to help you survive the most demanding situation. Manufactured to the most exacting standards, with only the highest quality material to withstand the demands of these conditions, it will never let you down.

Vision-X

Vision-X, copy to be supplied.

Truck-Lite

trUCK-lite has been providing visibility systems since 1955 and continues to remain a leading global brand in the truck and trailer market. it has always been at the forefront of innovation: from the era of bulb replaceable metal lights to sealed and shock resistant poly carbonate lights, from bulbs to light emitting diodes. **truck-Lite** continues to innovate and provide quality products "from the front of the truck to the rear of the trailer."

HEAD OFFICE

JOHANNESBUR RANDBURG
TIME ACCESS AND AUTOMOTIVE SYSTEMS,
23 STEVENS ROAD, BLAIRGOWRIE, RANDBURG,
South Africa

Tel: +27(0)11 326 4146

Fax: +27(0)11 781 4392

adriang@lantic.net

www.t-a-s.co.za

www.timeandautomotive.co.za

